

TRx ULTRA-Low Bariatric Power Positioning System

US PRICE LIST AND ORDER FORM

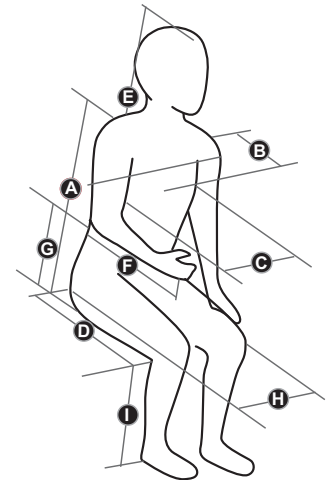
Effective September 2011



Date of Order: _____
 Dealer Name: _____
 Dealer Account #: _____
 PO #: _____
 Base MFR. PO #: _____
 Tag: _____
 Purchasing Contact: _____
 Phone: _____ Fax: _____
 RTS/Therapist: _____
 Ship to Address: _____
 City: _____ State: _____ Zip: _____
 Client Info: Gender: _____
 Special Client Conditions: _____
300-500 lbs weight limit. Dependent on weight capacity of the power base.

To ensure system is accurately configured please fill in all required measurements.

Client Height:	
Client Weight (lbs):	
A. Seat to Shoulder:	
B. Trunk Depth:	
C. Chest Width:	
D. Knee to Back:	
E. Seat to Top of Head:	
F. Elbow to Hand:	
G. Seat to Elbow:	
H. Hip Width:	
I. Knee to Heel:	
Seat Cushion Thickness:	



INVACARE

BASE TYPE SELECTION

TDX SI HD Select STF⁽¹⁾: 18.25" -RFQ Only
 400 lbs weight capacity
 (Through Joystick option not available on TDX SI HD)

TDX SR HD Select STF⁽¹⁾: 18.25"
 400 lbs weight capacity

TDX SP* Select STF⁽¹⁾: 18.25"
 400 lbs weight capacity

Select TDX-SP Battery Tray Group 22 Group 24

*must order base with 400 lb weight capacity

3G Arrow Select STF⁽¹⁾: 18.5"

3G Torque Select STF⁽¹⁾: 18.5"

3G RangerX Select STF⁽¹⁾: 18.5"
 400 lbs weight capacity

M94 Select STF⁽¹⁾: 18.5"
 450 lbs weight capacity

ELECTRONICS

Mark VI PSS with ACC SPJ MPJ ...N/C

Mark V NX™80 with SPJ-80 ...N/C

Select: EX Controller SPJ DPJ MPJ

Mark IVR2 Mark IV Mark IVA ...N/C

Select Drive: Right Left Specialty Control*

*Please specify: _____

OTHER INFORMATION

Short Base Long Base

G-Trac Motors 4 Pole Motors GB

Motors Transport Ready Option: Yes No

QUANTUM

BASE TYPE SELECTION

1170 XL Select STF⁽¹⁾: 20.5"
 450 lbs weight capacity

6000 HD Select STF⁽¹⁾: 17.25"
 450 lbs weight capacity

1420* Select STF⁽¹⁾: 19.75"
 450 lbs weight capacity

1650* Select STF⁽¹⁾: 20.5"
 (Power Pivot Plus legs will increase STF to 21")
 500 lbs weight capacity

Add: 1650 Front Caster Upgrade...\$750

*Batteries are required at the time of installation.

ELECTRONICS

VSI 6-Key* VSI 7-Key P&G ...N/C

VSI Integral 4-key R-Net ...N/C

Q-Logic ...N/C

(*An interface may be required)

Select Drive: Right Left Specialty Control*

*Please specify: _____

Innovation In Motion

BASE TYPE SELECTION

X-5 Frontier Select STF⁽¹⁾: 19"
 400 lbs weight capacity

X-8 Extreme Select STF⁽¹⁾: 19"
 400 lbs weight capacity

*** ON BOARD CHARGERS ARE NOT RECOMMENDED FOR REHAB APPLICATIONS AS THE MAIN CHARGING SOURCE***

QUICKIE

BASE TYPE SELECTION

Rhythm Select STF⁽¹⁾: 18.75"
 400 lbs weight capacity

S646 Select STF⁽¹⁾: 19.25"
 400 lbs weight capacity

ELECTRONICS

Qtronix VSI 6-key R-Net VR2 .N/C

Delphi Select Joystick: QR* QC ...N/C

* You must select QR to run the functions through the joystick.

Select Drive: Right Left Specialty Control*

*Please specify: _____

OTHER INFORMATION

For S646 Bases select:

Standard Width (18") Wide Width (20")



BASE TYPE SELECTION

Scout RF-P4 Select STF⁽¹⁾: 19"
 450 lbs weight capacity

Scout BOSS 4.5 Select STF⁽¹⁾: 19"
 450 lbs weight capacity

Scout BOSS 6 Select STF⁽¹⁾: 19"
 500 lbs weight capacity

Please note that the HCPCS codes indicated on this order form are our interpretation of the new codes and how we believe our products should be coded. The individual DMERCs will determine if our interpretation is appropriate and whether or not items coded will be accepted or denied. Motion Concepts cannot guarantee that use of the designated codes will ensure coverage or payment. Contact the insurer to confirm compliance with coding and coverage policy.

Dealer Name: _____

Dealer Account Number: _____

PO #: _____

Tag: _____

SYSTEMS⁽²⁾ MUST SELECT ONE SYSTEM

(Includes seat pan, back pan, armrests, armpads, electronics and standard switch controls)

TRx Ultra-Low Bariatric CG Tilt Only System (45°Tilt)⁽³⁾
.....\$7,395

Note: Tilt range is 45° up to 400 lbs, Tilt range is 30° for 400 lbs and greater

TRx Ultra-Low Bariatric CG Tilt (45°Tilt)⁽³⁾ and Power Recline (135°) System
.....\$11,390

Note: Tilt range is 45° up to 400 lbs, Tilt range is 30° for 400 lbs and greater

TRx Ultra-Low Bariatric CG Tilt (45°Tilt)⁽³⁾ and Power Recline (135°) System with Extended Shear Reduction (ESR)
.....\$11,955

Note: Tilt range is 45° up to 400 lbs, Tilt range is 30° for 400 lbs and greater

TRx Bariatric Recline Only System (135°)
.....\$6,995

TRx Bariatric Recline Only System (135°) with Extended Shear Reduction
.....\$7,560

MODULES - ONLY AVAILABLE ON SYSTEMS

Bariatric Slide SeatSuggested Retail \$4,995
.....RFQ Required

TRx 30° Precline Module⁽⁴⁾\$500

TRx 8° Precline Module⁽⁴⁾N/C

STANDARD SEAT SPECIFICATIONS

Seat Width

19" 20" 21" 22" 23" 24" 25" ... N/C

Seat Depth

16" 17" 18" 19"⁽⁵⁾ 20"⁽⁶⁾ ... N/C

21"⁽⁶⁾ 22"⁽⁶⁾ 23"⁽⁶⁾ 24"⁽⁶⁾ ... N/C

CUSTOM SEAT SPECIFICATIONS

Seat Width

26" and overCall for RFQ

SEAT CUSHION OPTIONS

MaTRx-Vi Seat Cushion 20"w-30"w\$625

MaTRx-Flo-Tech Cushion 20"w-24"w\$595

"ON-CHAIR" Cushion Credit(\$90)

FABRIC OPTIONS FOR MATRX-VI CUSHION

Onyx Fabric Upgrade for MaTRx-Vi Cushion ... \$100

Vinyl Fabric Upgrade for MaTRx-Vi Cushion ... \$50

RECLINE BACK OPTIONS

TRx Recline Body Fit System (Minimum back widths of 16") ... \$995

(This option allows the seat back to be narrower than the seat pan. For example an 18" back pan width with a 20" seat width is accomplished by selecting "2" Narrower" option.)

2" Narrower 4" Narrower

TILT ONLY BACK CANE SPECIFICATIONS

Select Back Cane Height - Measured from Seat pan to top of back cane

18" 22" 24"N/C

Select Back Cane Angle 76° 79° 86° 96° 101° 112° 116°

Custom Cane Height Specify _____ \$250

Angled (5°) Tilt Back CanesN/C

Select Back Cane Angle 81° 84° 91° 101° 106° 117° 121°

Endomorph Back Canes Select: 1" 2" 4" Narrower N/C

FINISHED BACK HEIGHT*

Measured from seat pan to top of back shell

18"⁽⁷⁾ 19"⁽⁷⁾ 20" 21" 22" 23" 24" 25"

26" 27" 28" 29" 30" 31" 32" 33"

34" 35" * Comes with standard cane height

BACK OPTIONS

Standard Rehab Back and Back cushion
Finished height from 18" to 25"STD
Finished height from 26" to 35"\$450

MaTRx Fabric Upcharge -for Standard rehab back ... \$100

Recessed planar interface plate⁽⁸⁾ N/C

OMIT: Rigid Back Pan & Cushion⁽⁹⁾(\$75)

OMIT: Back Cushion Only(\$25)

UPGRADEABLE BACK OPTIONS

MaTRx Contour Back (HCPCS Code E2613)\$495
(For Systems 19"-21" wide)

Specify actual back height dimension: 12" 15" 17" 21" **
* only available in 19 and 20" widths

MaTRx Contour Back (HCPCS Code E2614)\$595
(For Systems 22" wide)

Specify actual back height dimension: 15" 17"

MaTRx High Back (HCPCS Code E2620)\$595
(For Systems 16"-21" wide)

Specify actual back height dimension: 20" 25" 30"

MaTRx PB Heavy Duty Back (5" Contour)\$835
(For Systems 20"-25" wide)

Specify actual back height dimension: 16" 20"

MaTRx PB Heavy Duty Back (5" Contour)\$1,435
(For Systems 26"-30" wide)

Specify actual back height dimension: 16" 20"

MaTRx PB Heavy Duty Deep Back (7" Contour) ... \$935
(For Systems 20"-25" wide)

Specify actual back pan dimensions: 16" 20"

MaTRx PB Heavy Duty Deep Back (7" Contour) ... \$1,580
(For Systems 26"-30" wide)

Specify actual back pan dimensions: 16" 20"

"ON-CHAIR" Matrx Back Credit(\$125)

Onyx Fabric Upgrade\$100

Select Contour Back High Back

NOTE WHEN CHOOSING MaTRx Backs
4" Gap recommended for Tilt systems to allow for the seat cushion.
6" Gap required for systems with Recline/ESR or PSB
* PB Backs are not available with the Precline Module.

HEADRESTS & MOUNTING HARDWARE

- Headrests with Fixed Mounting Hardware** (HCPCS code E0955)
- Concepts Standard Headrest \$295
 - Stealth All Positioning Headrest Large (AP485) \$242
 - Stealth All Positioning Headrest X-Large (AP585) \$242
 - Stealth Comfort Plus 10" (CP250) \$242
 - Stealth Comfort Plus 14" (CP150) \$242
 - Onyx Auto Style Headrest - Straight Mounting available only . . . \$350
- Headrest Swing Aways and Mounts - Does not include the Headrest** (HCPCS code E1028)
- Concepts Detachable Mounting Hardware \$200
 - Stealth's World's Best Headrest Hardware (TWB485) . . . \$220
 - OMIT: Headrest** N/C

ARMRESTS

- Adult Dual Post Adjustable Height (Single Button Release) . . STD
 - Add Quick Height Adjustment Lever \$250
 - Select Size: (9.75"-12.75") (12.75"-15.75") (15.75"-18.75")
 - Select: Flat pouch Glove Boxes
- Reclining Adjustable Height (9.5"-13") (13"-16") . . STD
- Add: OutBack Arm Option (each) Specify: Right Left \$195
 - Select: Tilt Recline (Allows outward rotation while flipping back armrest)
- 1" Offset Armrest Spacer (pair) \$250
(Allows seat width to increase by 2")
- 1/2" Offset Armrest Spacer (pair) \$250
(Allows seat width to increase by 1")

ARMPADS

- Standard Pads-** STD
 - Select: Full (2.25"x14") Left Right
 - Desk (2.25"x10") Left Right
- Waterfall Arm Pads-(Pair)** \$35
 - Select: Full (2.25"x14") Left Right
 - Desk (2.25"x10") Left Right
- Flat Pads- (Pair)** \$55
 - Select: Full (3"x14") Left Right
 - Desk (3"x10") Left Right
- Gel Pads- (Pair)** \$180
 - Select: Narrow (2"x12") Left Right
 - Wide (3.5"x12") Left Right
 - Long (3.5"x14") Left Right
- Ergonomic Arm Trough - LEFT (4.5"x13")** \$85
(HCPCS Code E2209)
- Ergonomic Arm Trough - RIGHT (4.5"x13")** \$85
(HCPCS Code E2209)
- Flat Hand Pad - LEFT (4.5"x5")**(HCPCS Code K0108) \$55
- Flat Hand Pad - RIGHT (4.5"x5")**(HCPCS Code K0108) . . . \$55
- OMIT: Armpads** (7/8" diameter tube) (\$25)
 - Select: Full size (14") Left Right
 - Desk size(10") Left Right
- Horizontal Armpad Extensions (each) Quantity ()** . . \$75
 - Select: 3" 4.375" 7"

ARMPADS ACCESSORIES

- TRx Arm Pad Storage/Cup Holder LEFT *** \$175
- TRx Arm Pad Storage/Cup Holder RIGHT *** \$175
*Not available on the same side as the joystick is mounted
- TRx Elbow Block LEFT** (prevents arm from slipping off) \$195
 - Select Pad Size: XS(3.25"x4.25") S(3.5"x5.25") M(3.75"x5.75") L(4.25"x6.5")
 - Select Vertical Extension: S(3") L(5")
 - Horizontal Extension: S(5") L(7")
- TRx Elbow Block RIGHT** (prevents arm from slipping off) \$195
 - Select Pad Size: XS(3.25"x4.25") S(3.5"x5.25") M(3.75"x5.75") L(4.25"x6.5")
 - Select Vertical Extension: S(3") L(5")
 - Horizontal Extension: S(5") L(7")
- Stealth Swing-Away Elbow Support - RIGHT** \$290
 - Select Pad Size: S(3" x 3") M(4"x4") L(3" x 10")
- Stealth Swing-Away Elbow Support - LEFT** \$290
 - Select Pad Size: S(3" x 3") M(4"x4") L(3" x 10")
- Multi Axis Upper Extremity Support (each)** \$225
 - Mechanical locking bolt STD
 - Quick Adjustment Lever N/C
Allows rotation of the armpad
- Multi Purpose Arm Pad Adapter Block (each) Quantity ()** \$35
(Allows hard mounting & positioning of standard pads or other manufacturer's arm pads. Adapter allows square mounting on round tubes)
- Flip & Fold Away 1/2 Lap Tray (14"W x 10"D)** \$795
(Only available with a flat arm pad)
 - Select Mounting*: Left Right

*Not available on the same side as the joystick is mounted

Dealer Name: _____

Dealer Account Number: _____

PO #: _____

Tag: _____

LATERALS - FOR ALL OTHER BACKS (EXCLUDING MATRIX PB BACKS)

- TRx Lateral Trunk Support with Fixed Mounting LEFT⁽¹⁰⁾
Pad Size: S(3.5"x5.25") M(3.75"x5.75") L(4.25"x6.5")
Select Offset 0"-3" 3"-6"
(HCPCS code E0956) \$100
- TRx Lateral Trunk Support with Fixed Mounting RIGHT⁽¹⁰⁾
Pad Size: S(3.5"x5.25") M(3.75"x5.75") L(4.25"x6.5")
Select Offset 0"-3" 3"-6"
(HCPCS code E0956) \$100
- Onyx Fabric Upgrade \$100

**SELECT SWING AWAY HARDWARE TO CONVERT ABOVE:
NOT AVAILABLE ON MATRIX PB ELITE, PB ELITE FULL, AND MATRIX PB BACKS**

- TRx Swingaway Mounting Hardware⁽¹⁰⁾
 - LEFT (HCPCS code E1028) \$195
 - RIGHT (HCPCS code E1028) \$195
- Select Lateral Latch plate length:
Right: Short (3.5") Long(5") Left: Short (3.5") Long(5")

STEALTH LATERAL OPTIONS

- FMTWB-L Stealth Laterals⁽¹⁰⁾ -Fixed (pair) \$220
Pad Size: S(3"x5") L(4"x6") (HCPCS code E0956)

SELECT SWING AWAY HARDWARE TO CONVERT ABOVE:

- TWB-L Stealth Adjustable Swingaway Hardware(pair)
(HCPCS code E1028) \$440

HIP SUPPORTS

- Lateral Hip Support Pad with Fixed Mounting LEFT . . \$120
Select Size:
 (5.5"W x 4.5"H) (7"W x 5.75"H) (9"W x 4.5"H) (13"W x 4.5"H)
(HCPCS code E0956)
- Lateral Hip Support Pad with Fixed Mounting RIGHT \$120
Select Size:
 (5.5"W x 4.5"H) (7"W x 5.75"H) (9"W x 4.5"H) (13"W x 4.5"H)
(HCPCS code E0956)
- Onyx Fabric Upgrade \$100

**HARDWARE TO CONVERT ABOVE HIP SUPPORT TO
REMOVABLE/SWINGAWAY HIP SUPPORTS**

- TRx Lift Off, Removable Hardware for Hip Supports
 - LEFT (HCPCS code E1028) \$195
 - RIGHT (HCPCS code E1028) \$195
- TRx Swingaway Removable Hardware for Hip Supports
 - LEFT (HCPCS code E1028) \$215
 - RIGHT (HCPCS code E1028) \$215
- Select Mounting Position:
 Hip Knee or Both... Add \$215 per side

STANDARD FRONT RIGGING

CALL TO CONFIRM ON SEAT SIZES BELOW 16"W X 16"D

- Legrest Receivers Only STD

****Please Specify Front rigging to be used on TRx System ⁽¹¹⁾**

POWER CENTER MOUNT FOOT PLATFORM OPTIONS

MUST BE COMPLETED	Measurement in Inches
Knee to Heel:	
Cushion Thickness: (Subtract)	
Cushion Immersion:(Add)	
Seat Pan to Footplate:(Total)	

Bariatric Elevating and Articulating Calf Panel

RFQ Required Suggested Retail \$4,995

CMB Belt Drive Center Mount Articulating Calf Panel⁽¹³⁾⁽¹⁴⁾

RFQ Required Suggested Retail \$4,995

CMB Belt Drive Center Mount Articulating FootPlatform⁽¹²⁾⁽¹³⁾⁽¹⁴⁾

(HCPCS code K0108) \$2,595

Seat pan to footplate: - select one:

- Short 9"-11"- 3.5"-5" adjustable articulation
- Medium 11"-15"- 3.5"-7" adjustable articulation
- Long 14.5"-21"- 5"-7" adjustable articulation

- Standard with one piece calf pad
- Comes with a 17"W x 13.75"D footplate made of durable aluminum 1/4" thick with flexible heel loops

Add: Individual Flat Calf pads for CMB Belt Drive . . . \$275

POWER FRONT RIGGING OPTIONS

TRx Swing Away Power Elevating Pivot Plus Legrests ⁽²⁰⁾ \$2,750
(Includes Swing Away Receivers, Pivot Plus Legrests & Actuators - legs swing away manually)(HCPCS code E1010)

Select Receivers: Straight Flared outward 1"

Select Function: Individual⁽²¹⁾ Combined Synchronized W/Recline

Seat pan to footplate: S (12"-16") M (15"-19") L (18"-21")

TRx Power Elevating Pivot Plus Legrests⁽¹⁵⁾ \$2,490

(Includes Pivot Plus Legrests & Actuator)(HCPCS code E1010)

Select Function: Individual⁽¹⁶⁾ Combined Synchronized W/Recline

Seat pan to footplate: S (12"-16") M (15"-19") L (18"-21")

Footplates: S(7.25"W x 9"D) M(7.5"W x 11"D) L(10"W x 14"D)

ADD: Power Actuator Quick Release \$250

Dealer Name: _____
 Dealer Account Number: _____
 PO #: _____
 Tag: _____

MANUAL ELEVATING LEGRESTS

- TRx Pivot Plus Manual Elevating Legrests (Pair) \$720
 Select Receivers: Straight Flared outward 1"
 Seat pan to footplate: S (12"-16") M (15"-19") L (18"-21")
 Select Footplate size:
 S (7.25"W x 9"D) M (7.5"W x 11"D) L (10"W x 14"D)
- AT5544 Standard Elevating Legrests (Pair) \$495
- Jazzy Elevating Legrests (Pair) \$495
- Quickie Standard Elevating Legrests (Pair) \$495

SWING AWAY FRONT RIGGING OPTIONS

- TRx-Heavy Duty 70° Swingaway Footrests (Pair)⁽²²⁾ . . . \$495
 Select Receivers: Straight Flared outward 1"
 Seat pan to footplate: S (12"-16") M (15"-19") L (18"-22")
 Select Footplate size:
 S (4.25"W x 8"D) M (5.25"Wx8"D) L (6.25"Wx8"D) XL (9"Wx11"D)
 - Dynamic Coil Springs (Pair) for TRx-Heavy Duty 70° or
 Action 70° Swingaway Footrests \$165
 - Action 70° Swingaway Footrests (Pair)* \$395
 - Jazzy 70° Swingaway Footrests (Pair)* \$395
 - Quickie 70° Swingaway Footrests (Pair)* \$395
- *Includes composite footplates

SWING AWAY FOOTREST MECHANISM

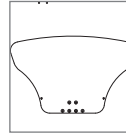
- Assists user to swing away 70° footrests
- Power version requires enhanced electronics
- Compatible with Motion Concepts TRx HD 70° Swing away footrests or Invacare Action Swing away footrests - Footrests NOT included

- TRx Power Swing Away Mechanism . . .Suggested Retail \$1,995
 RFQ Required
 Specify : Switch or Joystick (See electronics section)
- TRx Manual Swing Away MechanismSuggested Retail \$995
 RFQ Required
 Specify Lever Mounting Right or Left

MANUAL CENTER MOUNT FRONT RIGGING

- Adjustable 70°-90° Fixed Center Mount Foot platform⁽¹⁸⁾ \$595
 - Depth and Height Adjustable
 - Comes with a 17"W x 13.75"D footplate made of durable aluminum
 - Individual flat calf pads are included
 Select Seat pan to footplate: S (9"-15") L (16"-21") Set at _____
- Invacare Split Foot Platform Interface Bracket⁽¹⁸⁾ \$595
 (Invacare CTMT-T Foot Platform is included)
 Seat pan to footplate: S (9.25"-12") M (12"-16") L (16"-18.75")
 Select side for adjustment lever: Left Right

FOOT PLATFORM OPTIONS

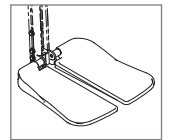
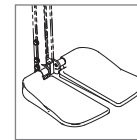
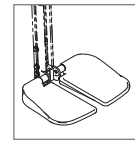


- Extra Large Flip-up Foot Platform* ^
 (21"W x 14.75"D) \$250
 ^ May cause interference with certain bases and seat widths call to confirm configuration.

FOOT PLATE OPTIONS FOR CENTER MOUNTS

- Individual Footplates for CMB and Fixed & Adjustable 70-90
 Centermount Foot platform.
 In cast aluminum with built in heel cups and rubber mat


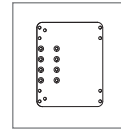
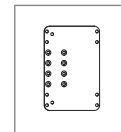
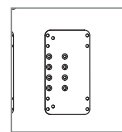
Select:



- Left: S (5"W x 7.5"D) M (5.5"Wx9.5"D) L (6"Wx11.5"D) \$165
- Right: S (5"W x 7.5"D) M (5.5"Wx9.5"D) L (6"Wx11.5"D) \$165

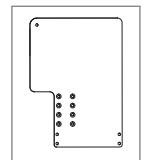
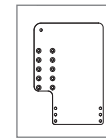
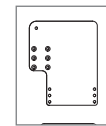
FOOT PLATE OPTIONS FOR ELEVATING AND SWING AWAY FRONT RIGGING

SELECT FOOTPLATE SIZE FOR BELOW HARDWARE:



- L S (4.25"W x 8"D) M (5.25"Wx8"D) L (6.25"Wx8"D) XL (9"Wx11"D)
- R S (4.25"W x 8"D) M (5.25"Wx8"D) L (6.25"Wx8"D) XL (9"Wx11"D)

INCLUDES CASTER CUTOUT



- Left
 S (7.25"W x 9"D)
 M (7.5"W x 11"D) L (10"W x 14"D)
- Right S (7.25"W x 9"D) M (7.5"W x 11"D) L (10"W x 14"D)

- Adjustable Angle Footplates (Each) (HCPCS code K0040) \$165
- Multi-Axis Adjustable Angle Footplates (Each) (HCPCS code K0040) \$225
- Heel Loops (Each) QUANTITY () (HCPCS code E0951) \$20

Dealer Name: _____

Dealer Account Number: _____

PO #: _____

Tag: _____

CALF PAD AND STRAP OPTIONS

- Flat Calf pads (pair)\$275
 Select: TRx HD Swing Away Footrests
 Fixed Center Mount Foot platform
- Curved Calf pads (inside width is 6")(pair)\$275
 Select: TRx HD Swing Away Footrests
 TRx Pivot Plus Legrests
 Fixed Center Mount Foot platform
- One piece calf pad for Fixed or Adjustable Center Mount Foot platform\$275
- Airmesh Calf Strap for chairs 18"-22" wide-3.5" pad height BP-CS-L\$75

ADDITIONAL OPTIONS AND ACCESSORIES

- TRx Concepts Back Pack - Single\$125
- TRx Concepts Back Pack - Double\$195
- Transfer Handles (Height Adjustable)\$350
 Select: 4"-6.5"
 9"-11.5"
- D-Loops (set of 2)*\$250
 -D-Loops increase the seat to floor height by 3/8"

LAP BELTS

- Padded Lap Belt 2 point - BP-PLB2 (HCPCS code E0978) ..\$120
- Padded Lap Belt 4 point - BP-PLB4 (HCPCS code E0978) ..\$150

ELECTRONICS SWITCH MOUNTING

- Select: Left Right Do Not Mount
- Specialty Controls Please call for specification sheet 1-888-433-6818

STANDARD ELECTRONICS - N/A WITH SPECIALTY CONTROLS - USE HIGH END ELECTRONICS

(These electronics are equipped with drive lock-out. They do not include attendant control, tilt limits, and variable speed control(s).)

- TRx Single-Function Control BoxSTD
 Please Select One: Single Push Button Dual Push Button
 Single Toggle Omit Switch*

(*Single-Function Control Box uses a phono jack connection. Compatible with other phono jack switches.)

HIGH END ELECTRONICS

(These electronics are equipped with drive lock-out, attendant control, tilt limits and variable speed control(s).)

SINGLE-FUNCTION SYSTEM - (IE: TILT ONLY)

- TRx Enhanced Single-Function Control Box\$500
 Select: Single Push Button Dual Push Button⁽¹⁸⁾
 Single Toggle
- Enhanced Single Function through Joystick\$1,150
 (HCPCS code E2310)
 Additional Switch: Single Push Button Dual Push Button⁽¹⁸⁾ \$97
 Single Toggle

HIGH END ELECTRONICS

DUAL-FUNCTION SYSTEM - (IE: TILT/RECLINE)

- TRx Enhanced Dual-Function Control Box\$700
 Select: Dual Push Button Quad Push Button⁽¹⁸⁾
 Dual Toggle Four-Way Toggle
- Enhanced Dual Function through Joystick\$1,550
 (HCPCS code E2311)
 Additional Switch: Dual Push Button Quad Push Button⁽¹⁸⁾ ..\$97
 Dual Toggle Four-Way Toggle

MULTI-FUNCTION SYSTEM - (IE: TILT/RECLINE/POWER LEGS)

- TRx Enhanced 2-5 Function Control Box\$1,150
 Select: Quad Push Button Four-Way Toggle
 Add: Function Display*\$250
 Add: Function Display/Step Scanner*\$400

* The display is operated through left/right motion on 4-Way Toggle or buttons 3 and 4 on the Quad Push Button.

- Enhanced 2-5 Function through Joystick\$2,350
 (HCPCS code E2311)
 Includes: Function Display Yes No
 Add: Function Display/Step Scanner*\$150
 Additional Switch: Quad Push Button Four-Way Toggle ...\$97
 (*Motion Concepts provides the communication interface for Invacare Electronics and includes a function display)

ELECTRONICS OPTIONS - REQUIRES HIGH END ELECTRONICS

- TRx M16 Splitter(HCPCS code E2399)\$125
 (Allows for multiple switch options with phono plug connection)
- TRx Feather Touch Switch - Single function\$97
 Dime Size Quarter Size
- TRx Feather Touch Switch Multi function\$135
 Dual Dime Size Quad Dime Size
- Stealth Egg Switch Green Black\$77
 (For use with Single function electronics only)
- TRx Power Shut Off Switch- Toggle Switch Only\$175
 (HCPCS code E2399)
- TRx Lazarus Jump Starter\$150
 (HCPCS code A9270)
- Accessory Port Power Supply\$195
 (3 amp capacity)
- TRx Lighting Effects - Through Switch\$350
- TRx Front Safety Lights (pair)
 Operated through switches\$495
 Operated through Joystick\$845
- TRx Rear Safety Lights (pair)
 Operated through switches\$495
 Operated through Joystick\$845
- TRX Front & Rear Light Combo Package Credit* ...(\$150)
 *Purchase both sets and receive a credit

Dealer Name: _____

Dealer Account Number: _____

PO #: _____

Tag: _____

MEMORY SEATING OPTIONS

Single Function Memory Seating*Suggested Retail \$495
RFQ Required
 (For use with Enhanced electronics only - Not available to control Elevating seat modules)
 *Please call for specification sheet 1-888-433-6818

Multiple Function Memory Seating* . .Suggested Retail \$995
RFQ Required
 (For use with Enhanced electronics only - Not available to control Elevating seat modules)
 *Please call for specification sheet 1-888-433-6818

O2 HOLDERS

Non-Articulating O² Gas Holder (Cylinder Style) \$395
 Articulating O² Holder⁽¹⁹⁾ \$1,250
 Please Select One:
 O² Gas (Cylinder Style) Liquid O² (6.5" x 4.5")

BATTERIES

MK U1 Battery (MU-1 SLD G)Each \$150
 Quantity () (HCPCS code E2365)
 MK GROUP 22NF Battery (M22NF SLD G) Each
 Quantity () (HCPCS code E2361) \$238
 MK GROUP 24 Battery (M24 SLD G) Each
 Quantity () (HCPCS code E2363) \$325
 MK GROUP 34 Battery (M34 SLD G) Each
 Quantity () \$265

INSTALLATION

Installation by Motion Concepts⁽²⁰⁾ N/C
 Dealer Installation (Subject to approval) (\$100)

Total Retail Value \$

NOTES

- 1 Seat-to-floor height is measured at the front of the seat pan based on a standard seat size with a 0° pre-tilt. Seat to floor heights may vary +/- .25" dependent on conditions of the power base. Suspension castors may affect seat-to-floor height up to an additional .5"-1".
- 2 Systems are designed for use with a 2"-3" cushion.
- 3 Tilt range is 45° up to 400 lbs and 30° for 400 lbs or greater.
- 4 Total degrees of recline is 135° ie: if 30° of precline is used, then 105° of recline will be available.
- 5 We highly recommend a 3G - Long base for optimal maneuverability
- 6 3G - Long base must be used for these seat depths.
- 7 This back height is not recommended with Recline Systems, please call for further details. Power Sliding Back (PSB) is not available on these back heights.
- 8 Included with all Recline Systems when no back is selected. May also be used as an interface for after market backs.
- 9 Not available with Recline/ESR or Recline/PSB.
- 10 Laterals are not available with the MaTRx PB Backs.
- 11 Standard front rigging will only be provided when specified. Please provide or order separately.
- 12 Includes a flip up foot platform. Increases seat-to-floor height.
- 13 This item is only warrantied for client weights up to 375 lbs.
- 14 90° front rigging will collide with front casters on the Storm 3G, S626/S646.
- 15 Under normal usage Power Legrest actuators tend to be louder than Tilt/Recline Actuators.
- 16 Individual legs count as two functions.
- 17 Heavy duty durable construction (4.5lbs ea.).
- 18 Non-reversing relays.
- 19 Articulating O2 holders are not standard configuration on Precline Systems. Please call for quotation.
- 20 Batteries may be required at time of installation, please call to confirm.