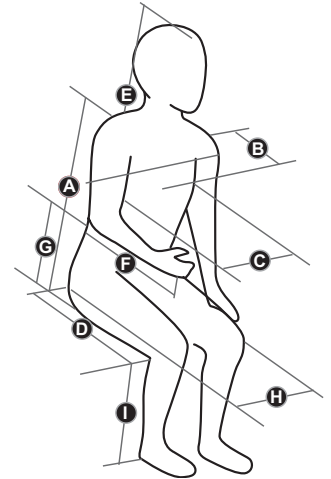




Date of Order: \_\_\_\_\_  
 Dealer Name: \_\_\_\_\_  
 Dealer Account #: \_\_\_\_\_  
 PO #: \_\_\_\_\_  
 Base MFR. PO #: \_\_\_\_\_  
 Tag: \_\_\_\_\_  
 Purchasing Contact: \_\_\_\_\_  
 Phone: \_\_\_\_\_ Fax: \_\_\_\_\_  
 RTS/Therapist: \_\_\_\_\_  
 Ship to Address: \_\_\_\_\_  
 City: \_\_\_\_\_ State: \_\_\_\_\_ Zip: \_\_\_\_\_  
 Client Info: Gender: \_\_\_\_\_  
 Special Client Conditions: \_\_\_\_\_  
**250-300 lbs weight limit. Dependent on weight capacity of the power base.**

Client Height:	
Client Weight (lbs):	
<b>A.</b> Seat to Shoulder:	
<b>B.</b> Trunk Depth:	
<b>C.</b> Chest Width:	
<b>D.</b> Knee to Back:	
<b>E.</b> Seat to Top of Head:	
<b>F.</b> Elbow to Hand:	
<b>G.</b> Seat to Elbow:	
<b>H.</b> Hip Width:	
<b>I.</b> Knee to Heel:	
Cushion Thickness:	



**BASE TYPE SELECTION**

- FDX** Select STF<sup>(1)</sup>:  17"  18"  19"
- TDX SI2\*** Select STF<sup>(1)</sup>:  17.25"  18.25"  19.25"  
\*TDXSI2 weight capacity 250bs  
 (Through Joystick option not available on TDX SI2)
- TDX SI** Select STF<sup>(1)</sup>:  17.50"  18.50"  19.50"
- TDX SR** Select STF<sup>(1)</sup>:  17.25"  18.25"  19.25"
- TDX SC** Select STF<sup>(1)</sup>:  16.75"\*  17.25"\*  18.25"
- TDX SP** Select STF<sup>(1)</sup>:  17.25"  18.25"  19.25"  
 Select TDX-SP Battery Tray  Group 22  Group 24  
\*This STF is not available when using Invacare's Transport Ready kit.
- 3G Storm** Select STF<sup>(1)</sup>:  18"  19"  20"  
 Arrow  Torque  RangerX

\* Requires custom battery tray modification and is not available with elevating seat. If using GB motors and Easy-Lock upcharge is \$500.00 ^ This STF is not available when using a vent fan due to battery terminal clearance.

- M91** Select STF<sup>(1)</sup>:  17.75"  18.75"  19.75"
- M71\*** Select STF<sup>(1)</sup>:  17.75"  18.75"  19.75"  
\*M71 weight capacity 225 lbs
- M51\*** Select STF<sup>(1)</sup>:  18.25"  19.25"  20.25"  
\*M51 weight capacity 250bs Select:  4 Post  Single Post

**ELECTRONICS**

- Mark 6 Select:  SPJAP ^  SPJ-ACC  MPJ  
 Mark 5  NX™80/SPJ-80 ^ or  EX Controller  
 Select:  DPJ  MPJ  
 Mark 4  ^ For separate switch control only  
**Select Drive:**  Right  Left  Specialty Control\*  
 \*Please specify: \_\_\_\_\_

**OTHER INFORMATION**

- Short Base  Long Base  Heavy Duty
- G-Trac Module  4 Pole Motors  2 Pole Motors
- GB Motors *Transport Ready Option:*  Yes  No



**BASE TYPE SELECTION**

- Q6 Edge** Select STF<sup>(1)</sup>:  16.75"  17.25"  18.25"
- 6000/Z** Select STF<sup>(1)</sup>:  17.50"  18.50"  19.50"
- 600** Select STF<sup>(1)</sup>:  17.25"  18.25"  19.25"
- 1400**  **1402**  
 Select STF<sup>(1)</sup>:  17.50"  18.50"  19.25"
- 610** Select STF<sup>(1)</sup>:  16.75"  17.75"
- 614** Select STF<sup>(1)</sup>:  17.25"  18.25"  19.25"
- 1107\* ^** Select STF<sup>(1)</sup>:  15.75"  16.75"  17.75"  
\*1107 weight capacity 250 lbs  
 ^ VSI electronics are not compatible you must upgrade to P & G or Q-Logic.
- 1113 ATS** Select STF<sup>(1)</sup>:  16.50"  16.75"  17.5"  
\*1113 ATS weight capacity 250 lbs
- 1103 Ultra** Select STF<sup>(1)</sup>:  16.50"  17.50"  
\*1103 weight capacity 250 lbs
- R-4000** Select STF<sup>(1)</sup>:  17" ^  17.5" ^ ...\$250  
 Select STF<sup>(1)</sup>:  18"  18.5"  19"  
^ Group 34 batteries required, power legs and elevating seat module not available on this STF height.

**ELECTRONICS**

- VSI 6-Key  VSI 7-Key  P&G
- VSI Integral 4-key  R-Net  Q-Logic
- VR2 4-Key  VR2 6-Key  Q-Logic NE+ ^
- Select Drive:**  Right  Left  Specialty Control\*
- \*Please specify: \_\_\_\_\_  
^ Not compatible with 1/4 reduced drive

Please note that the HCPCS codes indicated on this order form are our interpretation of the new codes and how we believe our products should be coded. The individual DMERCs will determine if our interpretation is appropriate and whether or not items coded will be accepted or denied. Motion Concepts cannot guarantee that use of the designated codes will ensure coverage or payment. Contact the insurer to confirm compliance with coding and coverage policy.



**BASE TYPE SELECTION**

- Pulse** Select STF<sup>(1)</sup>:  17"  18"  19"
  - Rhythm** Select STF<sup>(1)</sup>:  18.25"  19.25"  20.25"
  - F11** Select STF<sup>(1)</sup>:  17.75"  18.75"  19.75"
  - M11®** Select STF<sup>(1)</sup>:  16.25"  17.25"  18.25"
  - S525** Select STF<sup>(1)</sup>:  18"  19"  20"  
 For S525 Bases select:  Standard Width (18")  
 Wide Width (20")
  - S646** Select STF<sup>(1)</sup>:  17.75"  18"  19"
  - P222**  **P220** Select STF<sup>(1)</sup>:  18.75"
- For P222/P220 and S646 Bases select:  
 Frame Size (14"-18") \* Order this size for Motion 16"-18" seat widths  
 Frame Size (19"-20") \* Order this size for Motion 16"-20" seat widths  
 Please specify the frame size to Sunrise when ordering\*\* On P220/P222 Base - The harness (#139460) is required with the base for installation of the seating system when using VSI electronics. On S525 Base - The harness (#910149) is required with the base for installation of the seating system when using VSI electronics.

**ELECTRONICS**

- Qtronix  VSI 6-key  Delphi
- Select Joystick:  QR\*  QC  R-Net  
\* You must select QR to run the functions through the joystick.
- Select Drive:**  Right  Left  Specialty Control\*
- \*Please specify: \_\_\_\_\_



**BASE TYPE SELECTION**

- Compass TRO Select STF<sup>(1)</sup>:  17.5"  18.5"  19.5"
- Select Drive:**  Right  Left  Specialty Control\*
- \*Please specify

Dealer Name: \_\_\_\_\_

Dealer Account Number: \_\_\_\_\_

PO #: \_\_\_\_\_

Tag: \_\_\_\_\_

"RFQ" = Request For Quotation - Please call customer service at 1-888-433-6818 and/or fax 1-888-433-6834

**SINGLE FUNCTION SYSTEM<sup>(4)</sup>**

(Systems include a seat pan, back pan, armrests, armpads and front rigging)

**F-Series CG Tilt Only System (55°Tilt)<sup>(5)</sup>**  
 (HCPCS code E1002) .....\$4,700

**5° Pre-Tilt\*\*** ..... N/C  
 \*\*This option increases seat-to-floor height by approximately 1.5"-2" minimum  
 Please call for confirmation.

**ELEVATING SEAT OPTION**

**TRx Elevating Seat Module <sup>(6)(7)</sup>**  
**NOT AVAILABLE ON M71, M51, 1107, 614, M11AND COMPASS POWER BASES**  
 Weight capacity is 175lbs on 1113, 610, 1103 Ultra

Select Elevation:

7" Elevation - 225lbs max. ....\$2,550  
 6"HD Elevation - 280lbs max. ....\$2,995

**AVAILABLE ON F11, RYTHYM, TDX SP, STORM, Q610, Q600 AND Q6000** (lower STF elevating module)

6" Elevation - 225lbs max. ....\$2,995

\* The seat-to-floor height may increase .5" - 1.5" on the lowest available STF; see page 1 or ... call for specific details.

**Battery Tray Modification for TDX-SP, TDX-SR, Storm 3, ...Q6000/Z**  
 to allow for Two(2) Group 24 Batteries .....\$295

**Battery Tray for Two(2) Group 24 Batteries P220/P222 Only N/C**  
 (Group 22 Batteries are required on elevating modules unless an alternate tray is selected)

**STANDARD SEAT SPECIFICATIONS - FIXED FRAME**

**Seat Width**

14"  16"  18"  20"<sup>(8)</sup> .....N/C  
 22"<sup>(9)</sup> .....\$595

**Seat Depth** (depth adjustable seat pan)

16"-19"  17-19"  18-20"<sup>(10)</sup>  19-21"<sup>(8)(11)</sup> ...N/C  
 22"<sup>(9)(11)</sup> .....\$595

Specify seat depth: \_\_\_\_\_

**SEAT CUSHION OPTIONS**

**MaTRx-PS Seat Cushion 16"w-20"w** (HCPCS Code E2605) . \$345

**MaTRx-Vi Seat Cushion 14"w-20"w** (HCPCS Code E2607) . \$425

**MaTRx-Vi Seat Cushion 21"w-22"w** (HCPCS Code E2608) . \$475

**MaTRx-Flo-Tech Cushion 15"w-22"w**(HCPCS Code K0734) \$475

**"ON-CHAIR" Cushion Credit** .....(\$20)

**FABRIC OPTIONS FOR CUSHIONS**

**Onyx Fabric Upgrade for MaTRx-Vi or PS Cushion** ... \$100

**Fusion Fabric Upgrade for MaTRx-Vi Cushion** .....\$100

**Vinyl Fabric Upgrade for MaTRx-Vi Cushion** .....\$50

**BACK OPTIONS**

**Standard Rehab Back and Back cushion**  
 finished height for 18" to 25" .....STD  
 finished height from 26" to 35" .....\$450

**MaTRx Fabric Upcharge -for Standard rehab back** .....\$100

**OMIT: Rigid Back Pan & Cushion** .....(\$75)

**OMIT: Back Cushion Only** .....(\$25)

**UPGRADEABLE BACK OPTIONS**

**MaTRx Contour Back** (HCPCS Code E2613) .....\$495  
 (For Systems 15"-21" wide under 300lbs)  
 Specify actual back height dimension:  12"  15"  17"  21"

**MaTRx Contour Back** (HCPCS Code E2614) .....\$595  
 (For Systems 22" wide under 300lbs)  
 Specify actual back height dimension:  15"  17"

**MaTRx High Back** (HCPCS Code E2620) ..... \$595  
 (For Systems 16"-20" wide under 300lbs)  
 Specify actual back height dimension:  20"  25"  30"

**MaTRx PB Elite Back**(HCPCS Code E2620) .....\$625  
 (For Systems 14"-20" wide under 300lbs)  
 Specify actual back height dimension:  12"  16"  20"

**MaTRx PB Elite "Full" Back**(HCPCS Code E2620) .....\$625  
 (For Systems 16"-20" wide under 300lbs)  
 Specify actual back height dimension:  20"

**MaTRx PB Elite Deep Back** (HCPCS Code E2620) .....\$760  
 (For Systems 12"-20" wide under 300lbs)  
 Specify actual back height dimension:  12"  16"  20"

**MaTRx PB Back (5" Contour)** (HCPCS Code E2615) ... \$625  
 (For Systems 14"-20" wide under 300lbs)  
 Specify actual back height dimension:  12"  16"  20"

**MaTRx PB Deep Back (7" Contour)** (HCPCS Code E2615) . \$645  
 (For Systems 14"-20" wide under 300lbs)  
 Specify actual back height dimension:  12"  16"  20"

**MaTRx PB Heavy Duty Back (5" Contour)** .....\$835  
 (For Systems 20"-22" wide and over 300lbs)  
 (HCPCS Code E2615 for 20" width & HCPCS Code E2616 for 22" width)  
 Specify actual back height dimension:  16"  20"

**MaTRx PB Heavy Duty Deep Back (7" Contour)** ... \$935  
 (For Systems 20"-22" wide and over 300lbs)  
 (HCPCS Code E2615 for 20" width & HCPCS Code E2616 for 22" width)  
 Specify actual back pan dimensions:  16"  20"

**"ON-CHAIR" Matrx Back Credit** .....(\$50)

**Onyx Fabric Upgrade** Contour BackHigh Back \$100

**Fusion Fabric Upgrade** Contour BackHigh Back \$100

Dealer Name: \_\_\_\_\_

Dealer Account Number: \_\_\_\_\_

PO #: \_\_\_\_\_

Tag: \_\_\_\_\_

"RFQ" = Request For Quotation - Please call customer service at 1-888-433-6818 and/or fax 1-888-433-6834

**TILT ONLY BACK CANE SPECIFICATIONS**

Select Back Cane Height - Measured from Seat pan to top of back cane

22"  24" .....N/C

Select Back Cane Angle 76° 79° 86° 96° 101° 112° 116°

Custom Cane Height Specify .....\$250

Angled (5°)Tilt Back Canes<sup>(13)</sup> .....N/C

Select Back Cane Angle 81° 84° 91° 101° 106° 117° 121°

Endomorph Back Canes Select: 1" 2" 4" Narrower \$250

Mesomorph Back Canes\* Select: 1" 2" 4" Wider \$265

\*Not available with Standard Dual Post height adjustable armrests. Must use Dual Post height adjustable armrests with Outback option or Trx Height & Angle Adjustable Cantilever Flip back armrests.

**FINISHED BACK HEIGHT\***

Measured from seat pan to top of back shell

18"  19"  20"  21"  22"  23"  24"  25"  26"

27  28"  29"  30"  31"  32"  33"  34"  35"

\* Comes with standard cane height

**HEADRESTS & MOUNTING HARDWARE**

Headrests with Fixed Mounting Hardware (HCPCS code E0955)

Concepts Standard Headrest .....\$345

Stealth All Positioning Headrest Large <sup>(AP485)</sup> .....\$315

Stealth All Positioning Headrest X-Large <sup>(AP585)</sup> .....\$315

Nino Comfort Plus 6" <sup>(CPN350)</sup> .....\$315

Stealth Comfort Plus 8" <sup>(CP450)</sup> .....\$315

Stealth Comfort Plus 10" <sup>(CP250)</sup> .....\$315

Stealth Comfort Plus 14" <sup>(CP150)</sup> \$315

Onyx Auto Style Headrest - Straight Mounting available only . . . \$435

Headrest Swing Aways and Mounts - Does not include the Headrest

(HCPCS code E1028)

Concepts Detachable Mounting Hardware .....\$250

Stealth's World's Best Headrest Hardware (TWB485) . . . \$285

OMIT: Headrest .....N/C

**ARMRESTS**

TRx Height & Angle Adjustable Cantilever Flip Back

Armrests (Minimum armrest height is 9.5")<sup>(14)</sup> .....STD

Add: Quick Lock Mechanism (each) .....\$100

Adult Dual Post Adjustable Height (Single Button Release) . \$265

Add  Quick Height Adjustment Lever .....\$330

Select Size:  (9.75"-12.75")  (12.75"-15.75")  (15.75"-18.75")

Select :  Flat pouch  Glove Boxes\*

(\* Not Available with Mesomorph Back Canes)

Add  Outback Armrest (each) Specify: Right  Left  .....\$285

Allows outward rotation while flipping back armrest

1" Offset Armrest Spacer (pair) .....\$250

(Allows seat width to increase by 2")

1/2" Offset Armrest Spacer (pair) .....\$250

(Allows seat width to increase by 1")

**ARMPADS**

Standard Pads- .....STD

Select: Full (2.25"x14")  Left  Right

Desk (2.25"x10")  Left  Right

**ARMPADS - CONTINUED**

Waterfall Arm Pads-(Pair) .....\$45

Select: Full (2.25"x14")  Left  Right

Desk (2.25"x10")  Left  Right

Flat Pads- (Pair) .....\$75

Select: Full (3"x14")  Left  Right

Desk (3"x10")  Left  Right

Gel Pads- (Pair) .....\$200

Select: Narrow (2"x12")  Left  Right

Wide (3.5"x12")  Left  Right

Long (3.5"x14")  Left  Right

Ergonomic Arm Trough - LEFT (4.5"x13") .....\$110

(HCPCS Code E2209)

Ergonomic Arm Trough - RIGHT (4.5"x13") .....\$110

(HCPCS Code E2209)

Flat Hand Pad - LEFT (4.5"x5") (HCPCS Code K0108) . . . \$75

Flat Hand Pad - RIGHT (4.5"x5") (HCPCS Code K0108) . . . \$75

OMIT: Armpads (7/8" diameter tube) .....(\$25)

Select: Full size (14")  Left  Right

Desk size(10")  Left  Right

Horizontal Armpad Extensions (each) Quantity ( ) . . \$95

Select:  3"  4.375"  7"

**ARMPADS ACCESSORIES**

TRx Arm Pad Storage/Cup Holder LEFT \* .....\$225

TRx Arm Pad Storage/Cup Holder RIGHT \* .....\$225

\*Not available on the same side as the joystick is mounted

TRx Elbow Block RIGHT (prevents arm from slipping off) .....\$260

Select Pad Size:

XS(3.25"x4.25")  S(3.5"x5.25")  M(3.75"x5.75")  L(4.25"x6.5")

Select Extension Vertical:  S(3")  L(5") Horizontal:  S(5")  L(7")

TRx Elbow Block LEFT (prevents arm from slipping off) .....\$260

Dealer Name: \_\_\_\_\_

Dealer Account Number: \_\_\_\_\_

PO #: \_\_\_\_\_

Tag: \_\_\_\_\_

"RFQ" = Request For Quotation - Please call customer service at 1-888-433-6818 and/or fax 1-888-433-6834

**FIXED LATERALS - FOR MATRX PB ELITE AND MATRX PB ELITE FULL BACKS**

- Standard Fixed LEFT - PBLS-L (HCPCS code E0956) . . . . . \$120  
Select pad :  Standard (7.5" x 5")  Small (5.5"x3")
- Standard Fixed RIGHT - PBLS-R (HCPCS code E0956) . . . . . \$120  
Select pad :  Standard (7.5" x 5")  Small (5.5"x3")
- Offset Fixed LEFT - PBOL-L (HCPCS code E0956) . . . . . \$130
- Offset Fixed RIGHT - PBOL-R (HCPCS code E0956) . . . . . \$130

**SWING AWAY LATERALS - FOR MATRX PB ELITE AND MATRX PB ELITE FULL BACKS**

- Lateral Trunk Support Left pad (each) (HCPCS code E0956) . . . \$115  
Select Size:  
 XS(3.25"x4.25")  S(3.5"x5.25")  M(3.75"x5.75")  L(4.25"x6.5")
- Lateral Trunk Support Right pad (each) (HCPCS code E0956) . \$115  
Select Size:  
 XS(3.25"x4.25")  S(3.5"x5.25")  M(3.75"x5.75")  L(4.25"x6.5")

**SELECT SWING AWAY HARDWARE TO CONVERT ABOVE:**

- Elite Back Swing Away Hardware
  - LEFT (HCPCS code E1028) . . . . . \$215
  - RIGHT (HCPCS code E1028) . . . . . \$215
- Offset Elite Swing Away Hardware
  - LEFT (HCPCS code E1028) . . . . . \$215
  - RIGHT (HCPCS code E1028) . . . . . \$215

**LATERALS - FOR ALL OTHER BACKS (EXCLUDING MATRX PB ELITE AND PB BACKS)**

- TRx Lateral Trunk Support with Fixed Mounting LEFT<sup>(15)</sup>  
Pad Size:  S(3.5"x5.25")  M(3.75"x5.75")  L(4.25"x6.5")  
Select Offset  0"-3"  3"-6"  
(HCPCS code E0956) . . . . . \$115
- TRx Lateral Trunk Support with Fixed Mounting RIGHT<sup>(15)</sup>  
Pad Size:  S(3.5"x5.25")  M(3.75"x5.75")  L(4.25"x6.5")  
Select Offset  0"-3"  3"-6"  
(HCPCS code E0956) . . . . . \$115
- Onyx Fabric Upgrade . . . . . \$100

**SELECT SWING AWAY HARDWARE TO CONVERT ABOVE:**

- TRx Swingaway Mounting Hardware<sup>(15)</sup>
    - LEFT (HCPCS code E1028) . . . . . \$215
    - RIGHT (HCPCS code E1028) . . . . . \$215
- Select Lateral Latch plate length:  
Right:  Short (3.5")  Long(5") Left:  Short (3.5")  Long(5")

**STEALTH LATERALS**

- FMTWB-L Stealth Laterals<sup>(15)</sup> -Fixed (pair) . . . . . \$230  
Pad Size:  S(3"X5")  L(4"X6") (HCPCS code E0956)

**SELECT SWING AWAY HARDWARE TO CONVERT ABOVE:**

- TWB-L Stealth Adjustable Swingaway Hardware(pair)  
(HCPCS code E1028) . . . . . \$440

**HIP SUPPORTS**

- Lateral Hip Support Pad with Fixed Mounting LEFT . . \$145  
Select Size:  
 (5.5"W x 4.5"H)  (7"W x 5.75"H)  (9"W x 4.5"H)  (13"W x 4.5"H)  
(HCPCS code E0956)
- Lateral Hip Support Pad with Fixed Mounting RIGHT . \$145  
Select Size:  
 (5.5"W x 4.5"H)  (7"W x 5.75"H)  (9"W x 4.5"H)  (13"W x 4.5"H)  
(HCPCS code E0956)
- Onyx Fabric Upgrade . . . . . \$100

**HARDWARE TO CONVERT ABOVE HIP SUPPORT TO REMOVABLE/SWINGAWAY HIP OR KNEE SUPPORTS**

- TRx Lift Off, Removable Hardware for Hip Supports
  - LEFT (HCPCS code E1028) . . . . . \$205
  - RIGHT (HCPCS code E1028) . . . . . \$205
- TRx Swingaway Removable Hardware for Hip Supports
  - LEFT (HCPCS code E1028) . . . . . \$265
  - RIGHT (HCPCS code E1028) . . . . . \$265

Select Mounting Position:  Hip  Knee or  Both... Add \$215 per side

Dealer Name: \_\_\_\_\_

Dealer Account Number: \_\_\_\_\_

PO #: \_\_\_\_\_

Tag: \_\_\_\_\_

"RFQ" = Request For Quotation - Please call customer service at 1-888-433-6818 and/or fax 1-888-433-6834

**STANDARD FRONT RIGGING**

CALL TO CONFIRM ON SEAT SIZES BELOW 16"W X 16"D

Legrest Receivers Only . . . . .STD

**\*\*Please Specify Front rigging to be used on TRx System (16)**

Fixed Center Mount Footplate Mount  70°  90° . . . . .N/C  
 (Comes with tapered footplate 12" x 10.75" made of steel 1/8" thick with built in heel wells)

Seat pan to footplate:  S (9"-15")  L (16"-21") Set at \_\_\_\_\_

OR

Action 70° Swingaway Footrests (Pair)\* . . . . .N/C  
 - includes composite footplates

\*Not covered by Motion Concepts Lifetime warranty

**POWER CENTER MOUNT FOOT PLATFORM OPTIONS**

\*\*\*CENTER MOUNTS ARE RESTRICTED TO SEAT DEPTHS 17" AND GREATER\*\*\*\*

MUST BE COMPLETED	Measurement in Inches
Knee to Heel:	
Cushion Thickness: (Subtract)	
Cushion Compression:(Add)	
Seat Pan to Footplate:(Total)	

CMB Belt Drive Center Mount Articulating Foot Platform (17)(19) . . . . . \$2,595  
 (HCPCS code K0108)

Seat pan to footplate: - select one:

- Short 9"-11"- 3.5"-5" adjustable articulation
- Medium 11"-15"- 3.5"-7" adjustable articulation
- Long 14.5"-21"- 5"-7" adjustable articulation

- Standard with one piece calf pad
- Comes with a 12" x 10.75" footplate made of durable aluminum 1/4" thick

Add:  Individual Calf pads for CMB Belt Drive . . . . . \$275

LNX Power Center Mount Foot Platform (17)(19) . . . . . \$2,795  
 (HCPCS code K0108)

- 13"-19" unlimited adjustability
- Standard with one piece maleable calf panel
- Comes with a 12" x 10.75" footplate made of durable aluminum 1/4" thick
- 8" of anti-shear extension

Add:  Individual Calf pads for LNX Foot Platform . . . . . \$200

CMX Center Mount Articulating Foot Platform (17)(19) . . . . . \$2,995  
 (HCPCS code K0108)

Seat pan to footplate: - select one:

- Short 14"-17"- 3"-5" articulation
- Medium 15"-19"- 5"-7.5" articulation
- Long 17"-21"- 5"-7.5" articulation

- Standard with individual calf pads
- Plantar flexion and dynamic calf support
- N/A with one piece calf pad
- Comes with a 12" x 10.75" footplate made of durable aluminum 1/4"

**POWER FOOT PLATFORM OPTIONS**

Power Telescoping Foot Platform . . . . . Suggested Retail \$2,250  
 . . . . . RFQ Required

- Comes with Adjustable 70°-90° Fixed Center Mount Foot platform<sup>(18)</sup>
- Does not elevate
- Powers lower leg length vertically

**POWER FRONT RIGGING OPTIONS**

TRx Swing Away Power Elevating Pivot Plus Legrests (20) \$2,750  
 (Includes Swing Away Receivers, Pivot Plus Legrests & Actuators - legs swing away manually)(HCPCS code E1010)

Select Receivers:  Straight  Flared outward 1"

Select Function:  Individual<sup>(21)</sup>  Combined  Synchronized W/Recline

Seat pan to footplate:  S (12"-16")  M (15"-19")  L (18"-21")

Select Footplate size:

S(7.25"W x 9"D)  M(7.5"W x 11"D)  L(10"W x 14"D)

TRx Power Elevating Pivot Plus Legrests (20) . . . . . \$2,490  
 (Includes Pivot Plus Legrests & Actuator)(HCPCS code E1010)

Select Function:  Individual<sup>(21)</sup>  Combined  Synchronized W/Recline

Seat pan to footplate:  S (12"-16")  M (15"-19")  L (18"-21") Select

Footplate size:

S(7.25"W x 9"D)  M(7.5"W x 11"D)  L(10"W x 14"D)

Add: Power Actuator Quick Release . . . . . \$350

TRx Power Elevating AT5544 Elevating Legrests (20) . . \$1,990  
 (Includes AT5544 Legrests & Actuators)(HCPCS code E1010)

Select Function:  Individual<sup>(21)</sup>  Combined  Synchronized W/Recline

TRx Power Legrest Actuators (PAIR)<sup>(16)(20)</sup> . . . . . \$1,695  
 (Legrests not included - For use with Elevating Legrests)

Select Function:  Individual<sup>(21)</sup>  Combined  Synchronized W/Recline

**MANUAL ELEVATING LEGRESTS**

TRx Pivot Plus Manual Elevating Legrests (Pair) . . . . . \$720

Select Receivers:  Straight  Flared outward 1"

Seat pan to footplate:  S (12"-16")  M (15"-19")  L (18"-21")

Select Footplate size:

S(7.25"W x 9"D)  M(7.5"W x 11"D)  L(10"W x 14"D)

AT5544 Standard Elevating Legrests (Pair) . . . . . \$495

Jazzy Elevating Legrests (Pair) . . . . . \$625

Quickie Standard Elevating Legrests (Pair) . . . . . \$625

Dealer Name: \_\_\_\_\_

Dealer Account Number: \_\_\_\_\_

PO #: \_\_\_\_\_

Tag: \_\_\_\_\_

**"RFQ" = Request For Quotation** - Please call customer service at 1-888-433-6818 and/or fax 1-888-433-6834

**SWING AWAY FRONT RIGGING OPTIONS**

- TRx-Heavy Duty 70° Swingaway Footrests (Pair)<sup>(22)</sup> . . . . . \$495  
 Select Receivers:  Straight  Flared outward 1"  
 Seat pan to footplate:  S (12"-16")  M (15"-19")  L (18"-22")  
 Select Footplate size:  
 S(4.25"W x 8"D)  M(5.25"Wx8"D)  L(6.25"Wx8"D)  XL(9"Wx11"D)
- Dynamic Coil Springs (Pair) for TRx-Heavy Duty 70° or Action 70° Swingaway Footrests . . . . . \$165
- Action 70° Swingaway Footrests (Pair)\* . . . . . \$395
- Jazzy 70° Swingaway Footrests (Pair)\* . . . . . \$395
- Quickie 70° Swingaway Footrests (Pair)\* . . . . . \$395

\*Includes composite footplates

**MANUAL CENTER MOUNT FRONT RIGGING**

- Adjustable 70°-90° Fixed Center Mount Foot platform<sup>(18)</sup> \$595  
 - Depth and Height Adjustable  
 - Comes with a 12" x 10.75" footplate made of durable aluminum  
 - Individual flat calf pads are included  
 Select Seat pan to footplate:  S (9"-15")  L (16"-21") Set at \_\_\_\_\_

- Invacare Split Foot Platform Interface Bracket<sup>(18)</sup> . . . . . \$595  
 (Invacare CTMT-T Foot Platform is included - does not include calf pads)  
 Seat pan to footplate:  S (9.25"-12")  M (12"-16")  L (16"-18.75")

- Tapered Manual Elevating Foot cage (Range 12"-18") . . \$995  
 Select side for adjustment lever:  Left  Right

Seat pan to footplate :  "

(For seat widths 16"-20")

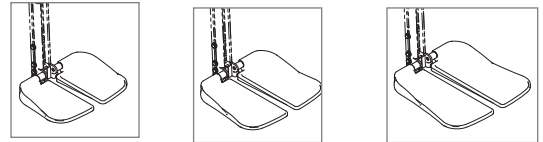
**90° FRONT RIGGING/CENTER MOUNTED OPTIONS NOT RECOMMENDED ON STORM SERIES, R-4000, 646 AND P220/222 BASES.**

**FOOT PLATFORM OPTIONS**

- Small Flip Foot Platform\*  
 (12"W x 8.5"D)..... \$235
  - Medium Flip-up Foot Platform\*  
 (12"W x 10.75"D) . . . . . \$240
  - Large Flip-up Foot Platform\* ^  
 (17"W x 13.75"D) . . . . . \$325
  - Extra Large Flip-up Foot Platform\* ^  
 (21"W x 14.75"D) . . . . . \$325
- ^ May cause interference with certain bases and seat widths call to confirm configuration.

**FOOT PLATE OPTIONS FOR CENTER MOUNTS**

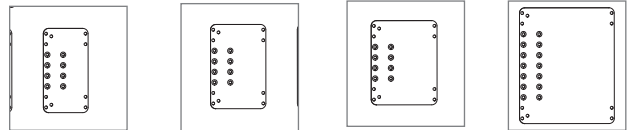
- Individual Footplates for CMB, LNX, CMX and Fixed & Adjustable 70-90 Centermount Foot platform.  
 In cast aluminum with built in heel cups and rubber mat  
 Select:



- Left:  S(5"W x 7.5"D)  M(5.5"Wx9.5"D)  L(6"Wx11.5"D) \$175
- Right:  S(5"W x 7.5"D)  M(5.5"Wx9.5"D)  L(6"Wx11.5"D) \$175

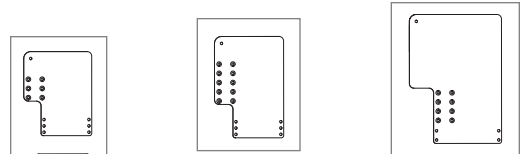
**FOOT PLATE OPTIONS FOR ELEVATING AND SWING AWAY FRONT RIGGING**

SELECT FOOTPLATE SIZE FOR BELOW HARDWARE:



- L  S(4.25"W x 8"D)  M(5.25"Wx8"D)  L(6.25"Wx8"D)  XL(9"Wx11"D)
- R  S(4.25"W x 8"D)  M(5.25"Wx8"D)  L(6.25"Wx8"D)  XL(9"Wx11"D)

INCLUDES CASTER CUTOUT



- Left  S(7.25"W x 9"D)  M(7.5"W x 11"D)  L(10"W x 14"D)
- Right  S(7.25"W x 9"D)  M(7.5"W x 11"D)  L(10"W x 14"D)

- Adjustable Angle Footplates(Each)(HCPCS code K0040) . . . . . \$175
- Multi-Axis Adjustable Angle Footplates(Each)(HCPCS code K0040) . . \$225
- Heel Loops (Each)QUANTITY ( ) (HCPCS code E0951) . . . . . \$20

Dealer Name: \_\_\_\_\_

Dealer Account Number: \_\_\_\_\_

PO #: \_\_\_\_\_

Tag: \_\_\_\_\_

"RFQ" = Request For Quotation - Please call customer service at 1-888-433-6818 and/or fax 1-888-433-6834

**CALF PAD AND STRAP OPTIONS**

- Flat Calf pads (pair) . . . . . \$290  
Select:  TRx HD Swing Away Footrests  
           Fixed Center Mount Foot platform
- Curved Calf pads (inside width is 6")(pair) . . . . . \$290  
Select:  TRx HD Swing Away Footrests  
           TRx Pivot Plus Legrests  
           Fixed Center Mount Foot platform
- One piece calf pad for Fixed or Adjustable Center Mount Foot platform . . . . . \$290
- Airmesh Calf **Strap** for chairs 15"-18" wide - 3.5" pad height BP-CS-M . . . . . \$75
- Airmesh Calf **Strap** for chairs 18"-22" wide-3.5" pad height BP-CS-L . . . . . \$75
- Airmesh Calf **Panel** for chairs 15"-18" wide 35.5"w x 9"h pad BP-CP-MD . . . . . \$155
- Airmesh Calf **Panel** for chairs 18"-22" wide 38.5"w x 9"h pad BP-CP-LG . . . . . \$155

**ADDITIONAL OPTIONS AND ACCESSORIES**

- TRx Concepts Back Pack - Single . . . . . \$160
- TRx Concepts Back Pack - Double . . . . . \$255
- Transfer Handles (Height Adjustable) . . . . . \$455  
Select:  4"-6.5"  
           9"-11.5"
- D-Loops (set of 2) . . . . . \$325  
D-Loops increase the seat to floor height by 3/8"  
Not compatible with an Ultra Lift Elevating module on TDX-SP if needed please be sure to order TDX SP base with the Transport Ready Option.

**LAP BELTS**

- Padded Lap Belt 2 point - BP-PLB2 (HCPCS code E0978) . . \$155
- Padded Lap Belt 4 point - BP-PLB4 (HCPCS code E0978) . . \$195

**ELECTRONICS SWITCH MOUNTING**

- Select:  Left hand     Right hand     Provide Mounting Hardware  
           Do Not Mount

**SINGLE FUNCTION ELECTRONICS**

- Single Function through Switch . . . . . STD  
Select:  Single Push Button     Single Toggle
- Enhanced Single Functions through Switches . . . . . \$500  
Select:  Single Push Button     Dual Push Button  
           Low Amp Toggle
- Single Function Control Module . . . . . \$1,200  
(HCPCS code E2310)  
 Through Joystick  
 Through Specialty Control-Fill out Specialty control configuration sheet on page 8  
Additional Switch:  Single Push Button     Dual Push Button . . . \$97

**MULTIPLE ELECTRONIC FUNCTIONS**

**MULTI-FUNCTION SYSTEM - (IE: TILT/RECLINE/POWER LEGS)**

- Multi Functions through Switches/Toggle . . . . . \$1,550  
Select:  Dual Push Button     Dual Toggle  
           Quad Push Button     Four-Way Toggle  
Add:  Reduced Drive with Elevating Seat . . . . \$400  
Add:  Function Display ^ . . . . . \$250  
Add:  Function Display/Step Scanner ^ . . . . \$400  
^ The display is operated through left/right motion on 4-Way Toggle or buttons 3 and 4 on the Quad Push Button.  
(\*Motion Concepts provides the communication interface for Invacare Electronics)

- Enhanced 2-5 Function Control Module\* . . . . . \$2,600  
(HCPCS code E2311)  
 Through Joystick  
 Through Specialty Control-Fill out Specialty control configuration sheet on page 9  
Includes: Reduced Drive with Elevating Seat . . . . .  Yes     No  
Includes: Function Display ^ . . . . .  Yes     No  
Add:  Function Display/Step Scanner ^ . . . . \$150  
Additional Switch:  Quad Push Button     Four-Way Toggle . . . \$97  
^ The display is operated through left/right motion on 4-Way Toggle or buttons 3 and 4 on the Quad Push Button.  
(\*Motion Concepts provides the communication interface for Invacare Electronics and includes a function display)

**ELECTRONICS OPTIONS**

**REQUIRE ENHANCED OR MULTIPLE ELECTRONIC FUNCTIONS**

- TRx M16 Splitter . . . . . \$165  
(Allows for multiple switch options with phono plug connection)
- TRx Feather Touch Switch - Single function . . . . . \$130  
 Dime Size     Quarter Size
- TRx Feather Touch Switch Multi function . . . . . \$180  
 Dual Dime Size     Quad Dime Size
- Stealth Egg Switch  Green     Black . . . . . \$105  
(For use with Single function & Enhanced Single Function electronics only)
- TRx Power Shut Off Switch - Toggle Switch Only . . . . \$230
- TRx Lazarus Jump Starter . . . . . \$195
- Accessory Port Power Supply . . . . . \$265  
(3 amp capacity)
- TRx Lighting Effects - Through Switch . . . . . \$500
- TRx Front Safety Lights (pair)  
 Operated through switches . . . . . \$650  
 Operated through Joystick . . . . . \$1,150
- TRx Rear Safety Lights (pair)  
 Operated through switches . . . . . \$650  
 Operated through Joystick . . . . . \$1,150
- TRX Front & Rear Light Combo Package Credit\* . . . (\$150)  
\*Purchase both sets and receive a credit

Dealer Name: \_\_\_\_\_

Dealer Account Number: \_\_\_\_\_

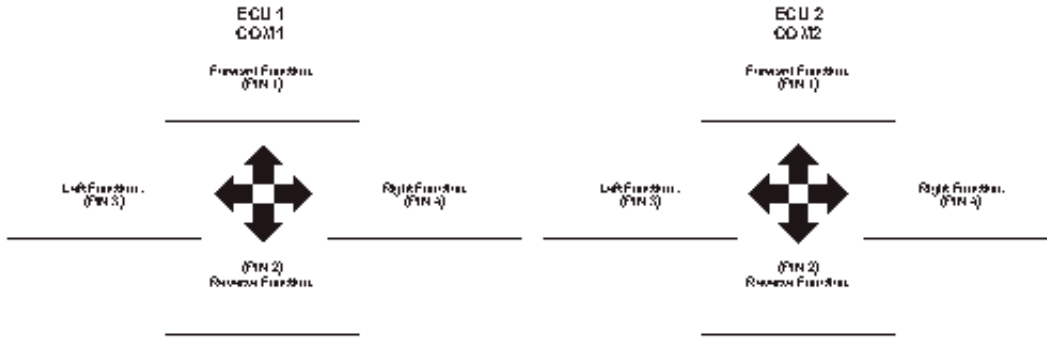
PO #: \_\_\_\_\_

Tag: \_\_\_\_\_

"RFQ" = Request For Quotation - Please call customer service at 1-888-433-6818 and/or fax 1-888-433-6834

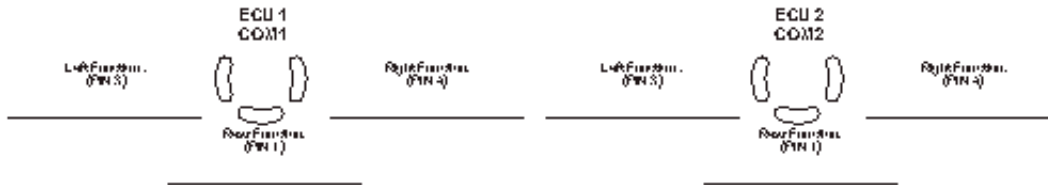
## SPECIALTY CONTROL CONFIG SHEET

### Multi-Channel Joystick Control Configuration Sheet



Notes: \_\_\_\_\_

### 3-Axis Head Array Configuration Sheet



Notes: \_\_\_\_\_

### SIP and PUFF Configuration Sheet

ECU 1 Action:	Equivalent Action:	DB9 Pin out:	Function:
Hard Puff _____	Forward _____	Pin1 _____	
Hard Sip _____	Reverse _____	Pin2 _____	
Soft Sip _____	Left _____	Pin3 _____	
Soft Puff _____	Right _____	Pin4 _____	

ECU 2 Action:	Equivalent Action:	DB9 Pin out:	Function:
Hard Puff _____	Forward _____	Pin1 _____	
Hard Sip _____	Reverse _____	Pin2 _____	
Soft Sip _____	Left _____	Pin3 _____	
Soft Puff _____	Right _____	Pin4 _____	

Notes: \_\_\_\_\_

Dealer Name: \_\_\_\_\_

Dealer Account Number: \_\_\_\_\_

PO #: \_\_\_\_\_

Tag: \_\_\_\_\_

"RFQ" = Request For Quotation - Please call customer service at 1-888-433-6818 and/or fax 1-888-433-6834

**MEMORY SEATING OPTIONS**

**Single Function Memory Seating\*** . . . .Suggested Retail \$645  
 . . . . .Call for RFQ  
 (For use with Enhanced electronics only)  
 \*Please call for specification sheet 1-888-433-6818

**Multiple Function Memory Seating\*** .Suggested Retail \$1,325  
 . . . . .Call for RFQ  
 (For use with Enhanced electronics only - Not available to control Elevating seat modules)  
 \*Please call for specification sheet 1-888-433-6818

**O2 HOLDERS - ADULT SEAT SIZES ONLY**

**Non-Articulating O<sup>2</sup> Gas Holder (Cylinder Style)** . . .\$1,175  
 **Articulating O<sup>2</sup> Holder<sup>(28)</sup>** . . . . . \$1,650  
 Please Select One:  
 O<sup>2</sup> Gas (Cylinder Style)       Liquid O<sup>2</sup> (6.5" x 4.5")

**BATTERIES**

**MK U1 Battery (MU-1 SLD G)Each**  
 Quantity ( ) (HCPCS code E2365) . . . . . \$205  
 **MK GROUP 22NF Battery (M22NF SLD G) Each**  
 Quantity ( ) (HCPCS code E2361) . . . . . \$298  
 **MK GROUP 24 Battery (M24 SLD G) Each**  
 Quantity ( ) (HCPCS code E2363) . . . . . \$405  
 **MK GROUP 34 Battery (M34 SLD G) Each**  
 Quantity ( ) (HCPCS code K0108) . . . . . \$330  
 **MK GROUP 40 Battery Each**  
 Quantity ( ) . . . . . \$230

**INSTALLATION**

Installation by Motion Concepts<sup>(29)</sup> . . . . . N/C  
 Dealer Installation (Subject to approval)<sup>(31)</sup> . . . . . (\$100)  
 - Existing Base Serial Number \_\_\_\_\_

**Total Retail Value \$** \_\_\_\_\_

**NOTES**

- 1 Seat-to-floor height is measured at the front of the seat pan based on a standard seat size. Seat to floor heights may vary +/- .25" dependent on conditions of the power base and on seat depths greater than 18". Suspension castors may affect seat-to-floor height up to an additional .5"-1".
- 2 Weight limit is 225lbs.
- 3 Uses 2 U1 Batteries
- 4 Systems are designed for use with a 2"-3" cushion.
- 5 Back angle is adjustable from 76° to 116° degrees in increments.
- 6 These systems are not available over 20" wide by 20" deep and increase seat to floor height. Elevating systems use 2-22NF batteries. Group 24 batteries are available for the TDX and TDX-SP, SR, Storm and Q6000 upon request.
- 7 TDX-SP base must have the TRO(Transport ready option) if utilizing a vent and elevating seat module.
- 8 RFQ required for this seat size on M51 and M71.
- 9 RFQ required for this seat size on M51, M71, 1103, 1107, 1113 ATS.
- 10 We highly recommend a 3G - Long base for optimal maneuverability
- 11 3G - Long base must be used for these seat depths.
- 12 May be used as an interface for after market backs.
- 13 This option allows the back angle to adjust from 81° to 121° in increments.
- 14 When omitting the back there may be compatibility issues when using certain aftermarket back and/or lateral options. When using these arms with endomorph or mesomorph canes the lowest arm setting is 13.5".
- 15 Laterals are not available with the MaTRx PB Backs.
- 16 Standard front rigging will only be provided when specified. Please provide or order separately.
- 17 Includes a standard flip up foot platform. May increase seat-to-floor height.
- 18 90° front rigging will collide with front casters on the P220/222, S525,S646, 3G Storm and R-4000.
- 19 The increased weight of this option reduces the weight capacity by 20 lbs on the M71, 1107, 1103, 1113 ATS.
- 20 Under normal usage Power Legrest actuators tend to be louder than Tilt/Recline Actuators.
- 21 Individual legs count as two functions.
- 22 Heavy duty durable construction (4.5lbs ea.).
- 23 Batteries may be required at time of installation, please call to confirm.
- 24 Elevating seat systems must be installed by Motion Concepts.