

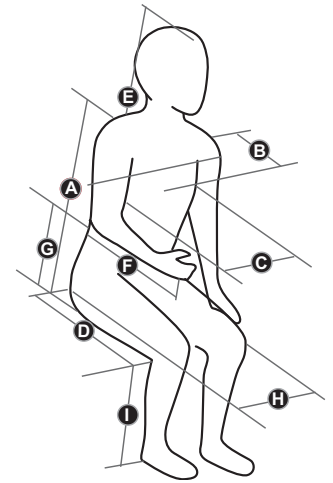


Date of Order: _____
 Dealer Name: _____
 Dealer Account #: _____
 PO #: _____
 Base MFR. PO #: _____
 Tag: _____
 Purchasing Contact: _____
 Phone: _____ Fax: _____
 RTS/Therapist: _____
 Ship to Address: _____

 City: _____ State: _____ Zip: _____
 Client Info: Gender: _____
 Special Client Conditions: _____
250-300 lbs weight limit. Dependent on weight capacity of the power base.

To ensure system is accurately configured please fill in all required measurements.

Client Height:	
Client Weight (lbs):	
A. Seat to Shoulder:	
B. Trunk Depth:	
C. Chest Width:	
D. Knee to Back:	
E. Seat to Top of Head:	
F. Elbow to Hand:	
G. Seat to Elbow:	
H. Hip Width:	
I. Knee to Heel:	
Seat Cushion Thickness:	



INVACARE

BASE TYPE SELECTION

NEW **FDX** Select STF⁽¹⁾: 16.75" 18.25" 19.25"

TDX SI Select STF⁽¹⁾: 17.25" 18.25" 19.25"

TDX SC Select STF⁽¹⁾: 16.25" 17.25" 18.25"

TDX SP Select STF⁽¹⁾: 17.25" 18.25" 19.25"
 Select TDX-SP Battery Tray Group 22 Group 24

TDX **3,4,5**
 Select STF⁽¹⁾: 17.5"* 18.5" 19.5"
*This STF is not available when using Invacare's Transport Ready kit.

3G Storm Select STF⁽¹⁾: 16.75"* ^\$250
 Select STF⁽¹⁾: 18 ^ 19" 20"
 Arrow Torque RangerX
* Requires custom battery tray modification and is not available with elevating seat. If using GB motors and Easy-Lock upcharge is \$500.00 ^ This STF is not available when using a vent tray due to battery terminal clearance.

M91 Select STF⁽¹⁾: 17.75" 18.75" 19.75"

M71* Select STF⁽¹⁾: 17.75" 18.75" 19.75"
*M71 weight capacity 225 lbs

M51* Select STF⁽¹⁾: 18.25" 19.25" 20.25"
*M51 weight capacity 250lbs Select: 4 Post Single Post

ELECTRONICS

Mark 6 Select: SPJAP ^ SPJ-ACC MPJ

Mark 5 NX™80/SPJ-80 ^ or EX Controller
 Select: DPJ MPJ

Mark 4 ^ For separate switch control only

Select Drive: Right Left Specialty Control*

*Please specify: _____

OTHER INFORMATION

Short Base Long Base

G-Trac Module 4 Pole Motors GB Motors

Transport Ready Option: Yes No

QUANTUM

BASE TYPE SELECTION

6000/Z Select STF⁽¹⁾: 17.5" 18.5" 19.5"

600 Select STF⁽¹⁾: 17.75" 18.75" 19.75"

1400 Select STF⁽¹⁾: 17.5" 18.5" 19.25"

1402 Select STF⁽¹⁾: 17.5" 18.5" 19.25"

610 Select STF⁽¹⁾: 16.75" 17.75"

614 Select STF⁽¹⁾: 17.25" 18.25" 19.25"

1107²* Select STF⁽¹⁾: 15.75" 16.75" 17.75"
*VSI electronics are not compatible you must upgrade to P & G or Q-Logic.

1113 ATS⁽²⁾ Select STF⁽¹⁾: 16.5" 16.75" 17.5"

1103 Ultra Select STF⁽¹⁾: 16.5" 17.5"

R-4000 Select STF⁽¹⁾: 18" 18.5" 19"

ELECTRONICS

VSI 6-Key VSI 7-Key P&G

VSI Integral 4-key R-Net Q-Logic

VR2 4-Key VR2 6-Key

Q-Logic NE+ Q-Logic NEX

Select Drive: Right Left Specialty Control*

*Please specify: _____

Please note that the HCPCS codes indicated on this order form are our interpretation of the new codes and how we believe our products should be coded. The individual DMERCs will determine if our interpretation is appropriate and whether or not items coded will be accepted or denied. Motion Concepts cannot guarantee that use of the designated codes will ensure coverage or payment. Contact the insurer to confirm compliance with coding and coverage policy.

QUICKIE

BASE TYPE SELECTION

Pulse Select STF⁽¹⁾: 17" 18" 19"

Rhythm* Select STF⁽¹⁾: 18.25" 19.25" 20.25"

F11 Select STF⁽¹⁾: 17.75" 18.75" 19.75"

M11⁽³⁾ Select STF⁽¹⁾: 16.25" 17.25" 18.25"

S646 Select STF⁽¹⁾: 17.75" 18" 19"

S525 Select STF⁽¹⁾: 18" 19" 20"
 For S525 Bases select: Standard Width (18") Wide Width (20")

P222 P220 Select STF⁽¹⁾: 18.75"

For P222/P220 and S646 Bases select:

Frame Size (14"-18")* Order this size for Motion 16"-18" seat widths

Frame Size (19"-20")* Order this size for Motion 16"-20" seat widths

Please specify the frame size to Sunrise when ordering** On P220/P222 Base - The harness (#139460) is required with the base for installation of the seating system when using VSI electronics. On S525 Base - The harness (#910149) is required with the base for installation of the seating system when using VSI electronics.

ELECTRONICS

Qtronix VSI 6-key Delphi

Select Joystick: QR* QC

* You must select QR to run the functions through the joystick.

GOLDEN TECHNOLOGIES

BASE TYPE SELECTION

CompassTRO Select STF⁽¹⁾: 17.5" 18.5" 19.5"

Select Drive: Right Left Specialty Control*

*Please specify: _____

Dealer Name: _____

Dealer Account Number: _____

PO #: _____

Tag: _____

"RFQ" = Request For Quotation - Please call customer service at 1-888-433-6818 and/or fax 1-888-433-6834

SYSTEMS (4)

(Systems include a seat pan, back pan, armrests, armpads and front rigging)

F-Series CG Tilt(55°) and Power Recline (174°) System
(HCPCS code E1006)\$7,700

F-Series CG Tilt(55°) and Power Recline (174°) System with Extended Shear Reduction(5) (HCPCS code E1007)\$8,775

F-Series CG Tilt(55°) and Power Recline (174°) System with High Pivot Mechanical Shear Reduction (HPMSR)
(HCPCS code E1007)\$8,100

5° Pre-Tilt** N/C
**This option increases seat-to-floor height by approximately 1.5"-2" minimum. Please call for confirmation.

ELEVATING SEAT OPTION

TRx Elevating Seat Module(5)
NOT AVAILABLE ON M71, M51 1107, 614, M11 OR COMPASS POWER BASES
Weight capacity is 175lbs on 1113, 610, 1103 Ultra

Select Elevation:

7" Elevation - 225lbs max.\$2,150
 6"HD Elevation - 280lbs max.\$2,575

AVAILABLE ON F11, RYTHYM, TDX SP, STORM, Q610, Q600 AND Q6000 (lower STF elevating module)

6" Elevation - 225lbs max.\$2,575
** The seat-to-floor height may increase .5" - 1.5" on the lowest available STF, see page 1 or call for specific details.*

Battery Tray Modification for TDX-SP, TDX-SR, TDX 3,4,5, Storm 3 and Q6000/Z to allow for Two(2) Group 24 Batteries\$250

Battery Tray for Two(2) Group 24 Batteries P220/P222 Only N/C
(Group 22 Batteries are required with elevating modules unless an alternate tray is selected)

STANDARD SEAT SPECIFICATIONS - FIXED FRAME

Seat Width

16" 18" 20" (6)N/C
 22" (7)\$595

Seat Depth (depth adjustable seat pan)

16"-19" 17-19" 18-20" (8) 19-21" (6) (9)N/C
 22" (7) (9)\$595

Specify seat depth:

SEAT CUSHION OPTIONS

MaTRx-PS Seat Cushion 14"w-20"w (HCPCS Code E2605) \$345

MaTRx-Vi Seat Cushion 14"w-20"w (HCPCS Code E2607) \$425

MaTRx-Vi Seat Cushion 21"w-22"w (HCPCS Code E2608) \$475

MaTRx-Flo-Tech Cushion 15"w-22"w(HCPCS Code K0734)\$475

"ON-CHAIR" Cushion Credit(\$90)

FABRIC OPTIONS FOR CUSHIONS

Onyx Fabric Upgrade for MaTRx-Vi or PS Cushion ...\$100

Fusion Fabric Upgrade for MaTRx-Vi Cushion\$100

Vinyl Fabric Upgrade for MaTRx-Vi Cushion\$50

BACK OPTIONS

Standard Rehab Back and Back cushion
finished height for 18" to 25"STD
finished height from 26" to 35"\$450

MaTRx Fabric Upcharge -for Standard rehab back ...\$100

I-Back interface plate (10) Select one: Flat Recessed . \$125

Recessed planar interface plate (10) N/C

OMIT: Rigid Back Pan & Cushion (11)(\$75)

OMIT: Back Cushion Only(\$25)

UPGRADEABLE BACK OPTIONS

MaTRx Contour Back (HCPCS Code E2613)\$495
(For Systems 16"-20" wide under 300lbs)

Specify actual back height dimension: 12" 15" 17" 21"

MaTRx Contour Back (HCPCS Code E2614)\$595
(For Systems 22" wide under 300lbs)

Specify actual back height dimension: 15" 17"

MaTRx High Back (HCPCS Code E2620)\$595
(For Systems 16"-20" wide under 300lbs)

Specify actual back height dimension: 20" 25" 30"

MaTRx PB Elite Back(HCPCS Code E2620)\$625
(For Systems 14"-20" wide under 300lbs)

Specify actual back height dimension: 12" 16" 20"

MaTRx PB Elite "Full" Back(HCPCS Code E2620)\$625
(For Systems 16"-20" wide under 300lbs)

Specify actual back height dimension: 20"

MaTRx PB Elite Deep Back (HCPCS Code E2620)\$760
(For Systems 12"-20" wide under 300lbs)

Specify actual back height dimension: 12" 16" 20"

MaTRx PB Back (5" Contour) (HCPCS Code E2615) ...\$625
(For Systems 14"-20" wide under 300lbs)

Specify actual back height dimension: 12" 16" 20"

MaTRx PB Deep Back (7" Contour) (HCPCS Code E2615) \$645
(For Systems 14"-20" wide under 300lbs)

Specify actual back height dimension: 12" 16" 20"

MaTRx PB Heavy Duty Back (5" Contour)\$835
(For Systems 20"-22" wide and over 300lbs)

(HCPCS Code E2615 for 20" width & HCPCS Code E2616 for 22" width)

Specify actual back height dimension: 16" 20"

MaTRx PB Heavy Duty Deep Back (7" Contour) ...\$935
(For Systems 20"-22" wide and over 300lbs)

(HCPCS Code E2615 for 20" width & HCPCS Code E2616 for 22" width)

Specify actual back pan dimensions: 16" 20"

"ON-CHAIR" Matrx Back Credit(\$110)

Onyx Fabric Upgrade\$100

Select Contour Back High Back

NOTE WHEN CHOOSING MaTRx Backs

4" Gap recommended for Tilt systems and Tilt/Recline/High Pivot Mechanical Shear reduction to allow for the seat cushion.
6" Gap required for systems with Tilt/Recline/ESR.

Dealer Name: _____

Dealer Account Number: _____

PO #: _____

Tag: _____

"RFQ" = Request For Quotation - Please call customer service at 1-888-433-6818 and/or fax 1-888-433-6834

FINISHED BACK HEIGHT*

Measured from seat pan to top of back shell

- 18"⁽¹²⁾ 19"⁽¹²⁾ 20" 21" 22" 23" 24" 25"
 26" 27" 28" 29" 30" 31" 32" 33"
 34" 35" * Comes with standard cane height

HEADRESTS & MOUNTING HARDWARE

Headrests with Fixed Mounting Hardware (HCPCS code E0955)

- Concepts Standard Headrest\$315
 Stealth All Positioning Headrest Large (AP485)\$265
 Stealth All Positioning Headrest X-Large (AP585)\$265
 Nino Comfort Plus 6" (CPN350)\$265
 Stealth Comfort Plus 8" (CP450)\$265
 Stealth Comfort Plus 10" (CP250)\$265
 Stealth Comfort Plus 14" (CP150)\$265
 Onyx Auto Style Headrest - Straight Mounting available only ..\$390

Headrest Swing Aways and Mounts - Does not include the Headrest (HCPCS code E1028)

- Concepts Detachable Mounting Hardware\$225
 Stealth's World's Best Headrest Hardware (TWB485) ..\$245
 OMIT: HeadrestN/C

ARMRESTS

- Reclining Adjustable Height (9.5"-13") (13"-16") ..STD
 High Pivot Mechanical Shear Recline Adjustable Height
 Adjustment range 11"-16" (HPMSR Recline Only)STD
 Add: OutBack Arm Option (each) Specify: Right Left \$235
 Select: Tilt Recline (NA on High Pivot Mechanical Shear Recline)
 (Allows outward rotation while flipping back armrest)
 TRx Height & Angle Adjustable Cantilever Flip Back
 Armrests (Minimum armrest height is 9.5")*(14)
 (*Not Available with a Single Post Back - No charge option with Mesomorph canes)
 Select: Tilt Recline High Pivot Recline\$250
 Add: Quick Lock Mechanism ^ (each)\$75
 (^ When using this feature on the High Pivot Mechanical Shear lowest armrest height is 11")
 1" Offset Armrest Spacer (pair)\$250
 (Allows seat width to increase by 2")
 1/2" Offset Armrest Spacer (pair)\$250
 (Allows seat width to increase by 1")

ARMPADS

- Standard Pads-STD
 Select: Full (2.25"x14") Left Right
 Desk (2.25"x10") Left Right
 Waterfall Arm Pads-(Pair)\$40
 Select: Full (2.25"x14") Left Right
 Desk (2.25"x10") Left Right
 Flat Pads- (Pair)\$65
 Select: Full (3"x14") Left Right
 Desk (3"x10") Left Right

ARMPADS - CONTINUED

- Gel Pads- (Pair)\$175
 Select: Narrow (2"x12") Left Right
 Wide (3.5"x12") Left Right
 Long (3.5"x14") Left Right
 Ergonomic Arm Trough - LEFT (4.5"x13")\$100
 (HCPCS Code E2299)
 Ergonomic Arm Trough - RIGHT (4.5"x13")\$100
 (HCPCS Code E2299)
 Flat Hand Pad - LEFT (4.5"x5")\$60
 (HCPCS Code K0108)
 Flat Hand Pad - RIGHT (4.5"x5")\$60
 (HCPCS Code K0108)
 OMIT: Armpads (7/8" diameter tube)(\$25)
 Select: Full size (14") Left Right
 Desk size(10") Left Right
 Horizontal Armpad Extensions (each) Quantity () ..\$85
 Select: 3" 4.375" 7"

ARMPADS ACCESSORIES

- TRx Arm Pad Storage/Cup Holder LEFT *\$200
 TRx Arm Pad Storage/Cup Holder RIGHT *\$200
 *Not available on the same side as the joystick is mounted
 TRx Elbow Block RIGHT (prevents arm from slipping off)\$225
 Select Pad Size:
 XS(3.25"x4.25") S(3.5"x5.25") M(3.75"x5.75") L(4.25"x6.5")
 Select Extension Vertical: S(3") L(5") Horizontal: S(5") L(7")
 TRx Elbow Block LEFT (prevents arm from slipping off)\$225
 Select Pad Size:
 XS(3.25"x4.25") S(3.5"x5.25") M(3.75"x5.75") L(4.25"x6.5")
 Select Extension Vertical: S(3") L(5") Horizontal: S(5") L(7")
 Stealth Swing-Away Elbow Support - RIGHT\$315
 Select Pad Size: S(3" x 3") M(4"x4") L(3"x 10")
 Stealth Swing-Away Elbow Support - LEFT\$315
 Select Pad Size: S(3" x 3") M(4"x4") L(3"x 10")
 Multi Purpose Arm Pad Adapter
 Block (each) Quantity ()\$35
 (Allows hard mounting & positioning of standard pads or other manufacturer's arm pads. Adapter allows square mounting on round tubes)
 Multi Axis Upper Extremity Support (each)\$225
 Mechanical locking boltSTD
 Quick Adjustment LeverN/C
 Allows rotation of the armpad
 Flip & Fold Away 1/2 Lap Tray (14"W x 10"D)\$915
 (Only available with a flat arm pad)
 Select Mounting*: Left Right
 *Not available on the same side as the joystick is mounted

Dealer Name: _____

Dealer Account Number: _____

PO #: _____

Tag: _____

"RFQ" = Request For Quotation - Please call customer service at 1-888-433-6818 and/or fax 1-888-433-6834

FIXED LATERALS - FOR MATRIX PB ELITE AND MATRIX PB ELITE FULL BACKS

- Standard Fixed LEFT - PBL-S-L (HCPCS code E0956) \$110
Select pad : Standard (7.5" x 5") Small (5.5"x3")
- Standard Fixed RIGHT - PBL-S-R (HCPCS code E0956) \$110
Select pad : Standard (7.5" x 5") Small (5.5"x3")
- Offset Fixed LEFT - PBOL-L (HCPCS code E0956) \$125
- Offset Fixed RIGHT - PBOL-R (HCPCS code E0956) \$125

SWING AWAY LATERALS - FOR MATRIX PB ELITE AND MATRIX PB ELITE FULL BACKS

- Lateral Trunk Support Left pad (each) (HCPCS code E0956) . . \$100
Select Size:
 XS(3.25"x4.25") S(3.5"x5.25") M(3.75"x5.75") L(4.25"x6.5")
- Lateral Trunk Support Right pad (each) (HCPCS code E0956) \$100
Select Size:
 XS(3.25"x4.25") S(3.5"x5.25") M(3.75"x5.75") L(4.25"x6.5")

SELECT SWING AWAY HARDWARE TO CONVERT ABOVE:

- Elite Back Swing Away Hardware
 - LEFT (HCPCS code E1028) \$195
 - RIGHT (HCPCS code E1028) \$195
- Offset Elite Swing Away Hardware
 - LEFT (HCPCS code E1028) \$195
 - RIGHT (HCPCS code E1028) \$195

LATERALS - FOR ALL OTHER BACKS (EXCLUDING MATRIX PB ELITE AND PB BACKS)

- TRx Lateral Trunk Support with Fixed Mounting LEFT⁽¹⁵⁾
Pad Size: S(3.5"x5.25") M(3.75"x5.75") L(4.25"x6.5")
Select Offset 0"-3" 3"-6"
(HCPCS code E0956) \$110
- TRx Lateral Trunk Support with Fixed Mounting RIGHT⁽¹⁵⁾
Pad Size: S(3.5"x5.25") M(3.75"x5.75") L(4.25"x6.5")
Select Offset 0"-3" 3"-6"
(HCPCS code E0956) \$110
- Onyx Fabric Upgrade \$100

SELECT SWING AWAY HARDWARE TO CONVERT ABOVE:

- TRx Swingaway Mounting Hardware⁽¹⁵⁾
 - LEFT (HCPCS code E1028) \$205
 - RIGHT (HCPCS code E1028) \$205
- Select Lateral Latch plate length:
Right: Short (3.5") Long(5") Left: Short (3.5") Long(5")

STEALTH LATERALS

- FMTWB-L Stealth Laterals⁽¹⁵⁾ -Fixed (pair) \$220
Pad Size: S(3"X5") L(4"X6") (HCPCS code E0956)

SELECT SWING AWAY HARDWARE TO CONVERT ABOVE:

- TWB-L Stealth Adjustable Swingaway Hardware(pair)
(HCPCS code E1028) \$440

HIP SUPPORTS

- Lateral Hip Support Pad with Fixed Mounting LEFT . . \$130
Select Size:
 (5.5"W x 4.5"H) (7"W x 5.75"H) (9"W x 4.5"H) (13"W x 4.5"H)
(HCPCS code E0956)
- Lateral Hip Support Pad with Fixed Mounting RIGHT \$130
Select Size:
 (5.5"W x 4.5"H) (7"W x 5.75"H) (9"W x 4.5"H) (13"W x 4.5"H)
(HCPCS code E0956)
- Onyx Fabric Upgrade \$100

HARDWARE TO CONVERT ABOVE HIP SUPPORT TO REMOVABLE/SWINGAWAY HIP OR KNEE SUPPORTS

- TRx Lift Off, Removable Hardware for Hip Supports
 - LEFT (HCPCS code E1028) \$195
 - RIGHT (HCPCS code E1028) \$195
- TRx Swingaway Removable Hardware for Hip Supports
 - LEFT (HCPCS code E1028) \$235
 - RIGHT (HCPCS code E1028) \$235

Select Mounting Position: Hip Knee or Both... Add \$215 per side

Please note that the HCPCS codes indicated on this order form are our interpretation of the codes and how we believe our products should be coded. The individual DMERCs will determine if our interpretation is appropriate and whether or not items coded will be accepted or denied. Motion Concepts cannot guarantee that use of the designated codes will ensure coverage or payment. Contact the insurer to confirm compliance with coding and coverage policy.

For Options not on the F-Series system, please see the Ultra low order form or call Customer Service at 1-888-433-6818.

Dealer Name: _____

Dealer Account Number: _____

PO #: _____

Tag: _____

"RFQ" = Request For Quotation - Please call customer service at 1-888-433-6818 and/or fax 1-888-433-6834

STANDARD FRONT RIGGING

CALL TO CONFIRM ON SEAT SIZES BELOW 16"W X 16"D

Legrest Receivers OnlySTD

****Please Specify Front rigging to be used on TRx System (16)**

Fixed Center Mount Foot Platform 70° 90°N/C
(Comes with tapered footplate 12" x 10.75" made of steel 1/8" thick with built in heel wells)

Seat pan to footplate: S (9"-15") L (16"-21") Set at _____

OR

Action 70° Swingaway Footrests (Pair)N/C

POWER CENTER MOUNT FOOT PLATFORM OPTIONS

MUST BE COMPLETED	Measurement in Inches
Knee to Heel:	
Cushion Thickness: (Subtract)	
Cushion Immersion:(Add)	
Seat Pan to Footplate:(Total)	

CENTER MOUNTS ARE RESTRICTED TO SEAT DEPTHS . . 16" AND GREATER**

CMB Belt Drive Center Mount Articulating Foot Platform⁽¹⁷⁾⁽¹⁹⁾
(HCPCS code K0108) \$2,595

- Seat pan to footplate: - select one:
- Short 9"-11"- 3.5"-5" adjustable articulation
 - Medium 11"-15"- 3.5"-7" adjustable articulation
 - Long 14.5"-21"- 5"-7" adjustable articulation
- **Standard** with one piece calf pad
- Comes with a 12" x 10.75" footplate made of durable aluminum 1/4" thick

Add: Individual Calf pads for **CMB Belt Drive** \$275

LNX Power Center Mount Foot Platform⁽¹⁷⁾⁽¹⁹⁾ \$2,795



- 13"-19" unlimited adjustability
- **Standard** with one piece maleable calf panel
- Comes with a 12" x 10.75" footplate made of durable aluminum 1/4" thick
- 8" of anti-shear extension

Add: Individual Calf pads for **LNX Foot Platform** \$200

CMX Center Mount Articulating Foot Platform⁽¹⁷⁾⁽¹⁹⁾
(HCPCS code K0108) \$2,995

- Seat pan to footplate: - select one:
- Short 14"-17"- 3"-5" articulation
 - Medium 15"-19"- 5"-7.5" articulation
 - Long 17"-21"- 5"-7.5" articulation
- **Standard** with individual calf pads
- Plantar flexion and dynamic calf support
- N/A with one piece calf pad
- Comes with a 12" x 10.75" footplate made of durable aluminum 1/4" thick

POWER FOOT PLATFORM OPTIONS

Power Telescoping Foot Platform . . .Suggested Retail \$2,250
.RFQ Required

- Comes with Adjustable 70°-90° Fixed Center Mount Foot platform⁽¹⁸⁾
- Does not elevate
- Powers lower leg length vertically

POWER FRONT RIGGING OPTIONS

TRx Swing Away Power Elevating Pivot Plus Legrests⁽²⁰⁾ \$2,750

(Includes Swing Away Receivers, Pivot Plus Legrests & Actuators - legs swing away manually)(HCPCS code E1010)

Select Receivers: Straight Flared outward 1"

Select Function: Individual⁽²¹⁾ Combined Synchronized W/Recline

Seat pan to footplate: S (12"-16") M (15"-19") L (18"-21")

Footplates: S(7.25"W x 9"D) M(7.5"W x 11"D) L(10"W x 14"D)

TRx Power Elevating Pivot Plus Legrests⁽²⁰⁾ \$2,490

(Includes Pivot Plus Legrests & Actuator)(HCPCS code E1010)

Select Function: Individual⁽²¹⁾ Combined Synchronized W/Recline

Seat pan to footplate: S (12"-16") M (15"-19") L (18"-21")

Footplates: S(7.25"W x 9"D) M(7.5"W x 11"D) L(10"W x 14"D)

ADD: Power Actuator Quick Release \$350

TRx Power Elevating AT5544 Elevating Legrests⁽²⁰⁾ . \$1,990

(Includes AT5544 Legrests & Actuators)(HCPCS code E1010)

Select Function: Individual⁽²¹⁾ Combined Synchronized W/Recline

TRx Power Legrest Actuators (PAIR)⁽¹⁶⁾⁽²⁰⁾ \$1,695

(Legrests not included - For use with Elevating Legrests)

Select Function: Individual⁽²¹⁾ Combined Synchronized W/Recline

ELEVATING LEGRESTS

TRx Pivot Plus Manual Elevating Legrests (Pair) \$720

Select Receivers: Straight Flared outward 1"

Seat pan to footplate: S (12"-16") M (15"-19") L (18"-21")

Footplates: S(7.25"W x 9"D) M(7.5"W x 11"D) L(10"W x 14"D)

ADD: Optional Swing away receiver \$150

AT5544 Standard Elevating Legrests (Pair) \$495

Jazzy Elevating Legrests (Pair) \$575

Quickie Standard Elevating Legrests (Pair) \$575

90° FRONT RIGGING/CENTER MOUNTED OPTIONS NOT RECOMMENDED ON STORM SERIES, R-4000, 646 AND P220/222 BASES

Dealer Name: _____

PO #: _____

Tag: _____

"RFQ" = Request For Quotation - Please call customer service at 1-888-433-6818 and/or fax 1-888-433-6834

MANUAL ELEVATING LEGRESTS

- TRx Pivot Plus Manual Elevating Legrests (Pair) \$720
 Select Receivers: Straight Flared outward 1"
 Seat pan to footplate: S (12"-16") M (15"-19") L (18"-21")
 Select Footplate size:
 S(7.25"W x 9"D) M(7.5"W x 11"D) L(10"W x 14"D)
- AT5544 Standard Elevating Legrests (Pair) \$495
- Jazzy Elevating Legrests (Pair) \$495
- Quickie Standard Elevating Legrests (Pair) \$495

SWING AWAY FRONT RIGGING OPTIONS

- TRx-Heavy Duty 70° Swingaway Footrests (Pair)⁽²²⁾ . . . \$495
 Select Receivers: Straight Flared outward 1"
 Seat pan to footplate: S (12"-16") M (15"-19") L (18"-22")
 Select Footplate size:
 S(4.25"W x 8"D) M(5.25"Wx8"D) L(6.25"Wx8"D) XL(9"Wx11"D)
- Dynamic Coil Springs (Pair) for TRx-Heavy Duty 70° or Action 70° Swingaway Footrests \$190
- Action 70° Swingaway Footrests (Pair)* \$455
- Jazzy 70° Swingaway Footrests (Pair)* \$455
- Quickie 70° Swingaway Footrests (Pair)* \$455
 *Includes composite footplates

MANUAL CENTER MOUNT FRONT RIGGING

- Adjustable 70°-90° Fixed Center Mount Foot platform⁽¹⁸⁾ \$595
 - Depth and Height Adjustable
 - Comes with a 12" x 10.75" footplate made of durable aluminum
 - Individual flat calf pads are included
 Select Seat pan to footplate: S (9"-15") L (16"-21") Set at _____
 - Invacare Split Foot Platform Interface Bracket⁽¹⁸⁾ \$690
 (Invacare CTMT-T Foot Platform is included)
 Seat pan to footplate: S (9.25"-12") M (12"-16") L (16"-18.75")
 - Tapered Manual Elevating Foot cage (Range 12"-18") \$1,150
 Select side for adjustment lever: Left Right
- Seat pan to footplate : "
- (For seat widths 16"-20")

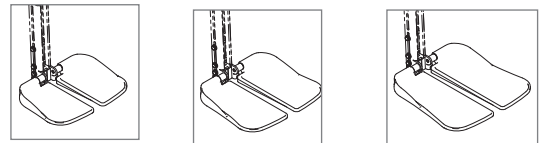
90° FRONT RIGGING/CENTER MOUNTED OPTIONS NOT RECOMMENDED ON STORM SERIES, R-4000, 646 AND P220/222 BASES.

FOOT PLATFORM OPTIONS

- Small Flip Foot Platform*
 (12"W x 8.5"D)..... \$205
- Medium Flip-up Foot Platform*
 (12"W x 10.75"D) \$210
- Large Flip-up Foot Platform* ^
 (17"W x 13.75"D) \$285
- Extra Large Flip-up Foot Platform* ^
 (21"W x 14.75"D) \$285
 ^ May cause interference with certain bases and seat widths call to confirm configuration.

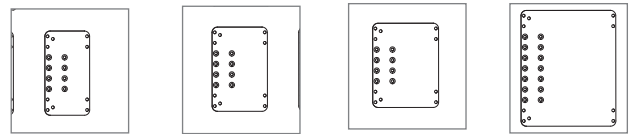
FOOT PLATE OPTIONS FOR CENTER MOUNTS

- Individual Footplates for CMB, LNX, CMX and Fixed & Adjustable 70-90 Centermount Foot platform.
 In cast aluminum with built in heel cups and rubber mat
 Select:
 Left: S(5"W x 7.5"D) M(5.5"Wx9.5"D) L(6"Wx11.5"D) \$165
 Right: S(5"W x 7.5"D) M(5.5"Wx9.5"D) L(6"Wx11.5"D) \$165

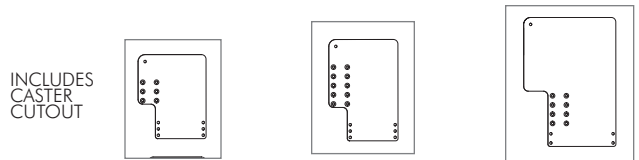


FOOT PLATE OPTIONS FOR ELEVATING AND SWING AWAY FRONT RIGGING

SELECT FOOTPLATE SIZE FOR BELOW HARDWARE:



- L S(4.25"W x 8"D) M(5.25"Wx8"D) L(6.25"Wx8"D) XL(9"Wx11"D)
- R S(4.25"W x 8"D) M(5.25"Wx8"D) L(6.25"Wx8"D) XL(9"Wx11"D)



- Left S(7.25"W x 9"D) M(7.5"W x 11"D) L(10"W x 14"D)
- Right S(7.25"W x 9"D) M(7.5"W x 11"D) L(10"W x 14"D)

- Adjustable Angle Footplates(Each)(HCPCS code K0040) \$165
- Multi-Axis Adjustable Angle Footplates(Each)(HCPCS code K0040) . \$225
- Heel Loops (Each)QUANTITY () (HCPCS code E0951) \$20

Dealer Name: _____

Dealer Account Number: _____

PO #: _____

Tag: _____

"RFQ" = Request For Quotation - Please call customer service at 1-888-433-6818 and/or fax 1-888-433-6834

CALF PAD AND STRAP OPTIONS

- Flat Calf pads\$275
 Select: TRx HD Swing Away Footrests
 Fixed Center Mount Foot platform
- Curved Calf pads\$275
 Select: TRx HD Swing Away Footrests
 TRx Pivot Plus Legrests
 Fixed Center Mount Foot platform
- One piece calf pad for Fixed Center Mount Foot platform ..\$275
 Airmesh Calf Strap for chairs 15"-18" wide - 3.5" pad height
 (HCPCS code E0978) BP-CS-M\$60
- Airmesh Calf Strap for chairs 18"-22" wide-3.5" pad height
 (HCPCS code E0978) BP-CS-L\$60
- Airmesh Calf Panel for chairs 15"-18" wide 35.5"w x 9"h pad
 BP-CP-MD\$145
- Airmesh Calf Panel for chairs 18"-22" wide 38.5"w x 9"h pad
 BP-CP-LG\$145

ADDITIONAL OPTIONS AND ACCESSORIES

- TRx Concepts Back Pack - Single\$145
- TRx Concepts Back Pack - Double\$225
- Transfer Handles (Height Adjustable)\$405
 Select: 4"-6.5"
 9"-11.5"
- D-Loops (set of 2)*\$290
 -D-Loops increase the seat to floor height by 3/8"

LAP BELTS

- Padded Lap Belt 2 point - BP-PLB2 (HCPCS code E0978) ..\$145
- Padded Lap Belt 4 point - BP-PLB4 (HCPCS code E0978) ..\$175

ELECTRONICS SWITCH MOUNTING

Select: Left hand Right hand Provide Mounting Hardware
 Do Not Mount

MULTIPLE ELECTRONIC FUNCTIONS

- TRx Dual-Function Control Box - Tilt/Recline Only . . .N/C
 (Not available with Power Sliding Back or Power Front Rigging)
 Please Select One: Dual Push Button Dual Toggle
 Quad Push Button 4-way toggle

MULTI-FUNCTION SYSTEM - (IE: TILT/RECLINE/POWER LEGS)

- TRx Enhanced 2-5 Function Control Box\$1,350
 Select: Quad Push Button Four-Way Toggle
 Add: Reduced Drive with Elevating Seat\$400
 Add: Function Display ^\$250
 Add: Function Display ^\$400

^ The display is operated through left/right motion on 4-Way Toggle or buttons 3 and 4 on the Quad Push Button.

(*Motion Concepts provides the communication interface for Invacare Electronics)

MULTIPLE ELECTRONIC FUNCTIONS

- Enhanced 2-5 Function Control Module*\$2,400
 (HCPCS code E2311)
 Through Joystick
 Through Specialty Control-Fill out Specialty control configuration sheet on page 9
 Includes: Reduced Drive with Elevating Seat Yes No
 Includes: Function Display ^ Yes No
 Add: Function Display ^\$150
 Additional Switch: Quad Push Button Four-Way Toggle . . . \$97
^ The display is operated through left/right motion on 4-Way Toggle or buttons 3 and 4 on the Quad Push Button.
 (*Motion Concepts provides the communication interface for Invacare Electronics and includes a function display)

ELECTRONICS OPTIONS

- TRx M16 Splitter\$145
 (Allows for multiple switch options with phono plug connection)
- TRx Feather Touch Switch Multi function\$155
 Dual Dime Size Quad Dime Size
- Stealth Green Egg (ESGRN)\$90
 (For use with Single function electronics only)
- TRx Power Shut Off Switch - Toggle Switch Only \$200
- TRx Lazarus Jump Starter\$170
- Accessory Port Power Supply\$225
 (3 amp capacity)
- TRx Lighting Effects - Through Switch\$405
- Step Down Converter⁽³¹⁾\$555
 -converts 24V to 12V
- Richardson Powertech Vent Power Center⁽³¹⁾ \$1,950
- TRx Front Safety Lights (pair)
 Operated through switches\$570
 Operated through Joystick\$975
- TRx Rear Safety Lights (pair)
 Operated through switches\$570
 Operated through Joystick\$975
- TRX Front & Rear Light Combo Package Credit* . . . (\$150)
 *Purchase both sets and receive a credit

MEMORY SEATING OPTIONS

- Multiple Function Memory Seating* .Suggested Retail \$1,150
Call for RFQ
 (For use with Enhanced electronics only - Not available to control Elevating seat modules)
 *Please call for specification sheet 1-888-433-6818

Dealer Name: _____

Dealer Account Number: _____

PO #: _____


Tag: _____

SPECIALTY CONTROL CONFIG SHEET

Mult-Channel Joystick Control Configuration Sheet

ECU 1
COM1

Forward Function (Pin 1)




Left Function (Pin 3)

Right Function (Pin 4)

Reverse Function (Pin 2)

ECU 2
COM2

Forward Function (Pin 1)



Left Function (Pin 3)

Right Function (Pin 4)


Reverse Function (Pin 2)

Notes: _____

3-Axis Head Array Configuration Sheet

ECU 1
COM1

Left Function (Pin 3)




Forward Function (Pin 1)

Reverse Function (Pin 2)

ECU 2
COM2

Left Function (Pin 3)



Forward Function (Pin 1)

Reverse Function (Pin 2)

Notes: _____

SIP and PUFF Configuration Sheet

ECU 1 Action:	Equivalent Action:	DB9 Pin out:	Function:
Hard Puff _____	Forward _____	Pin1 _____	
Hard Sip _____	Reverse _____	Pin2 _____	
Soft Sip _____	Left _____	Pin3 _____	
Soft Puff _____	Right _____	Pin4 _____	

ECU 2 Action:	Equivalent Action:	DB9 Pin out:	Function:
Hard Puff _____	Forward _____	Pin1 _____	
Hard Sip _____	Reverse _____	Pin2 _____	
Soft Sip _____	Left _____	Pin3 _____	
Soft Puff _____	Right _____	Pin4 _____	

Notes: _____

"F" Series CG Tilt/Recline System

"RFQ" = Request For Quotation - Please call customer service at 1-888-433-6818 and/or fax 1-888-433-6834

Dealer Name: _____




Dealer Account Number: _____

PO #: _____

Tag: _____

VENTS⁽²³⁾⁽²⁴⁾ - ADULT SEAT SIZES ONLY

TILT WILL BE LIMITED TO 45° WHEN USING VENT APPLICATIONS - WEIGHT CAPACITY IS REDUCED TO 250 LBS⁽²⁶⁾

MANUFACTURER	AVAILABLE BASES FOR VENT TRAYS
	TDX-SP ⁽²⁴⁾ , TDX-3,4,5 ⁽²⁶⁾ , 3G Storm, M91 & M71*
	6000, 6000Z, 600, 614,1402 & R-4000
	S646 and Rhythm

*M71 CLIENT WEIGHT CAPACITY REDUCED TO 125LBS WITH VENT.

- TRx Vent Tray - Articulating (Without Battery Tray) . . . \$1,550
 - Horizontal (14W X 15D X 10H)
 - Vertical (14.625W X 10.125D X 13H)
- TRx Vent Tray - Gimbal (Pendulum Style) . . . \$1,550
(14W X 15D X 10H) - (Without Battery Tray)
- ADD: Battery Tray
(N/A on M71, 614 & R-4000 power bases and Storm with 16.75" STF) . . . \$555
Select: Group 22 Battery⁽³⁰⁾ U1 Battery 40 amp Battery⁽²⁷⁾

COMPACT-LAPTOP VENTS⁽²³⁾⁽²⁴⁾⁽²⁵⁾ - ADULT SEAT SIZES ONLY

- TRx Vent Tray (Without Battery Tray) . . . \$1,550
- TRx Vent Bag Holder - Articulating -without battery tray . . \$1,100
- TRx Vent Bag Holder - Non Articulating (Without Battery Tray) . . . \$585
- ADD: Battery Tray . . . \$550
(N/A on M71, 614 & R-4000 power bases and Storm with 16.75" STF)
Select: Group 22 Battery⁽³⁰⁾ U1 Battery 40 amp Battery⁽²⁷⁾

O2 HOLDERS - ADULT SEAT SIZES ONLY

- Non-Articulating O² Gas Holder (Cylinder Style) . . \$1,040
- Articulating O² Holder . . . \$1,445
Please Select One:
 - O² Gas (Cylinder Style) Liquid O² (6.5" x 4.5")

BATTERIES

- MK U1 Battery (MU-1 SLD G) Each . . . \$185
Quantity () (HCPCS code E2365)
- MK GROUP 22NF Battery (M22NF SLD G) Each
Quantity () (HCPCS code E2361) . . . \$265
- MK GROUP 24 Battery (M24 SLD G) Each
Quantity () (HCPCS code E2363) . . . \$360
- MK GROUP 34 Battery (M34 SLD G) Each
Quantity () . . . \$295
- MK GROUP 40 Battery Each
Quantity () . . . \$173

INSTALLATION

- Installation by Motion Concepts⁽²⁸⁾ . . . N/C
- Dealer Installation (Subject to approval)⁽²⁹⁾ . . . (\$100)

NOTES

- 1 Seat-to-floor height is measured at the front of the seat pan based on a standard seat size. Seat to floor heights may vary +/- .25" dependent on conditions of the power base and on seat depths greater than 18". Suspension castors may affect seat-to-floor height up to an additional .5"-1".
- 2 Weight limit is 225lbs.
- 3 Uses 2 U1 Batteries
- 4 Systems are designed for use with a 2"-3" cushion.
- 5 These systems are not available over 20" wide by 20" deep and increase seat to floor height. Elevating systems use 2-22NF batteries. Group 24 batteries are available for the TDX,TDX-SP, SR, Storm and Q6000 upon request.
- 6 RFQ required for this seat size on M51 and M71.
- 7 RFQ required for this seat size on M51, M71, 1103, 1107, 1113 ATS.
- 8 We highly recommend a 3G - Long base for optimal maneuverability
- 9 3G - Long base must be used for these seat depths.
- 10 May be used as an interface for after market backs for Tilt/Recline and Tilt/Recline/ESR systems. For Tilt/Recline/High Pivot Mechanical Shear systems please call for RFQ.
- 11 Not available with Recline/ESR or Recline/High Pivot Mechanical Shear.
- 12 This back height is not recommended with Recline Systems, please call for further details.
- 13 There may be compatibility issues when using certain aftermarket back and/or lateral options.
- 14 This option is not available on the F Series Tilt and Recline with High Pivot Mechanical Shear Reduction.
- 15 Laterals are not available with the MaTRx PB Backs.
- 16 Standard front rigging will only be provided when specified. Please provide or order separately.
- 17 Includes a standard flip up foot platform. Minimum 18" seat-to-floor height required.
- 18 90° front rigging will collide with front casters on the **STORM SERIES, R-4000, 646 AND P220/222 BASES.**
- 19 The increased weight of this option reduces the weight capacity by 20 lbs on the M71, 1107, 1103, 1113 ATS.
- 20 Under normal usage Power Legrest actuators tend to be louder than Tilt/Recline Actuators.
- 21 Individual legs count as two functions and require appropriate electronics.
- 22 Heavy duty durable construction (4.5lbs ea.)
- 23 Vent trays are not standard configuration on Elevating seat, please request a quotation. Aggressive driving conditions may cause the Vent to oscillate on the TDX base. Vents not standard on the 3G Storm Short Base with Gearless Brushless Motors. Please call for RFQ. Not available with welded transport brackets on the TDX-3, TDX-4, TDX-5. Please see footnote #29.
- 24 TDX-SP base must have the TRO(Transport ready option) if utilizing a vent and elevating seat module.
- 25 55° of tilt and a 300 lb weight capacity is available when using a Compact - Lap Top Style vent.
- 26 When ordering a vent tray for the TDX-3, TDX-4, TDX-5, the base must be ordered with a battery tray for (3) 22NF Batteries.(If ordering the base transport ready)When ordering a vent tray for the TDX-3, TDX-4, TDX-5, the base must be ordered with a battery tray for (3) 22NF Batteries.(If ordering the base transport ready)
- 27 Not available on M71 and Storm seat depths below 17".
- 28 Batteries may be required at time of installation, please call to confirm.
- 29 Elevating seat systems must be installed by Motion Concepts.
- 30 A Group 22 battery may not be used as a third (supplemental) battery when utilizing a vent tray and elevating seat module.
- 31 Should this product be used in life support applications Motion Concepts will not assume any risk and shall be held harmless against all damages.

Please note that the HCPCS codes indicated on this order form are our interpretation of the codes and how we believe our products should be coded. The individual DMERCs will determine if our interpretation is appropriate and whether or not items coded will be accepted or denied. Motion Concepts cannot guarantee that use of the designated codes will ensure coverage or payment. Contact the insurer to confirm compliance with coding and coverage policy.

Total Retail Value \$