



TRx ULTRA-Low Power Positioning System

US PRICE LIST AND ORDER FORM

Effective March 2009

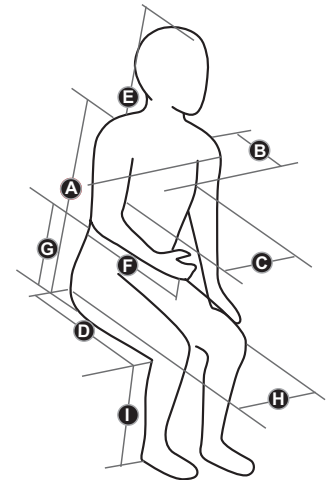


Date of Order: _____
 Dealer Name: _____
 Dealer Account #: _____
 PO #: _____
 Base MFR. PO #: _____
 Tag: _____
 Purchasing Contact: _____
 Phone: _____ Fax: _____
 RTS/Therapist: _____
 Ship to Address: _____

 City: _____ State: _____ Zip: _____
 Client Info: Gender: _____
 Special Client Conditions: _____
250-300 lbs weight limit. Dependent on weight capacity of the power base.

To ensure system is accurately configured please fill in all required measurements.

Client Height:	
Client Weight (lbs):	
A. Seat to Shoulder:	
B. Trunk Depth:	
C. Chest Width:	
D. Knee to Back:	
E. Seat to Top of Head:	
F. Elbow to Hand:	
G. Seat to Elbow:	
H. Hip Width:	
I. Knee to Heel:	
Cushion Thickness:	



INVACARE

BASE TYPE SELECTION

- TDX SI** Select STF⁽¹⁾: 17.25" 18.25" 19.25"
- TDX SR** Select STF⁽¹⁾: 17.25" 18.25" 19.25"
- TDX SC** Select STF⁽¹⁾: 16.25" 17.25" 18.25"
- TDX SP** Select STF⁽¹⁾: 17.25" 18.25" 19.25"
Select TDX-SP Battery Tray Group 22 Group 24
- TDX** 3, 4, 5
Select STF⁽¹⁾: 17.5"* 18.5" 19.5"

- *This STF is not available when using Invacare's Transport Ready kit.
- 3G Storm** Select STF⁽¹⁾: 16.75"* ^\$250
Select STF⁽¹⁾: 18" 19" 20"
Arrow Torque RangerX
- * Requires custom battery tray modification and is not available with elevating seat. If using GB motors and Easy-Lock upcharge is \$500.00 ^ This STF is not available when using a vent tray due to battery terminal clearance.
- M91** Select STF⁽¹⁾: 17.75" 18.75" 19.75"
- M71*** Select STF⁽¹⁾: 17.75" 18.75" 19.75"
*M71 weight capacity 225 lbs
- M51*** Select STF⁽¹⁾: 18.25" 19.25" 20.25"
*M51 weight capacity 250lbs
NEW Select: 4 Post Single Post

ELECTRONICS

- Mark 6 Select : SPJAP ^ SPJ-ACC MPJ
- Mark 5 NX™80/SPJ-80 ^ or EX Controller
- Select: DPJ MPJ
- Mark 4
^ For separate switch control only
- Select Drive: Right Left Specialty Control*
- *Please specify: _____

OTHER INFORMATION

- Short Base Long Base Heavy Duty
- G-Trac Module 4 Pole Motors GB Motors
- Transport Ready Option: Yes No

QUANTUM

BASE TYPE SELECTION

- 6000/Z** Select STF⁽¹⁾: 16.75"*\$250
Select STF⁽¹⁾: 17.5" 18.5" 19.5"
- * Requires group 34 batteries and this STF is not available with the elevating seat module.
- 600** Select STF⁽¹⁾: 17.25" 18.25" 19.25"
- 1400** **1402**
Select STF⁽¹⁾: 17.5" 18.5" 19.25"
- 610** Select STF⁽¹⁾: 16.75" 17.75"
- 614** Select STF⁽¹⁾: 17.25" 18.25" 19.25"
- 1107™** Select STF⁽¹⁾: 15.75" 16.75" 17.75"
*VSI electronics are not compatible you must upgrade to P & G or Q-Logic.
- 1113 ATS™** Select STF⁽¹⁾: 16.5" 16.75" 17.5"
- 1103 Ultra** Select STF⁽¹⁾: 16.5" 17.5"
- R-4000** Select STF⁽¹⁾: 17" ^ 17.5" ^ ...\$250
Select STF⁽¹⁾: 18" 18.5" 19"
^ Group 34 batteries required, power legs and elevating seat module not available on this STF height.

ELECTRONICS

- VSI 6-Key VSI 7-Key P&G
- VSI Integral 4-key R-Net Q-Logic
- VR2 4-Key VR2 6-Key
- Q-Logic NE+
- Select Drive: Right Left Specialty Control*
- *Please specify: _____

Please note that the HCPCS codes indicated on this order form are our interpretation of the new codes and how we believe our products should be coded. The individual DMERCs will determine if our interpretation is appropriate and whether or not items coded will be accepted or denied. Motion Concepts cannot guarantee that use of the designated codes will ensure coverage or payment. Contact the insurer to confirm compliance with coding and coverage policy.

BASE TYPE SELECTION

- Pulse** Select STF⁽¹⁾: 17" 18" 19" **NEW**
 - Rhythm*** Select STF⁽¹⁾: 18.25" 19.25" 20.25"
 - F11** Select STF⁽¹⁾: 17.75" 18.75" 19.75"
 - M11™** Select STF⁽¹⁾: 16.25" 17.25" 18.25"
 - S646** Select STF⁽¹⁾: 17.75" 18" 19"
 - S525** Select STF⁽¹⁾: 18" 19" 20"
For S525 Bases select: Standard Width (18")
 Wide Width (20")
 - P222** **P220** Select STF⁽¹⁾: 18.75"
- For P222/P220 and S646 Bases select:
- Frame Size (14"-18") * Order this size for Motion 16"-18" seat widths
 - Frame Size (19"-20") * Order this size for Motion 16"-20" seat widths
- Please specify the frame size to Sunrise when ordering** On P220/P222 Base - The harness (#139460) is required with the base for installation of the seating system when using VSI electronics. On S525 Base - The harness (#910149) is required with the base for installation of the seating system when using VSI electronics.

ELECTRONICS

- Qtronix VSI 6-key Delphi
- Select Joystick: QR* QC
- * You must select QR to run the functions through the joystick.
- Select Drive: Right Left Specialty Control*
- *Please specify: _____

GOLDEN TECHNOLOGIES

BASE TYPE SELECTION

- Compass TRO Select STF⁽¹⁾: 17.5" 18.5" 19.5"
- Select Drive: Right Left Specialty Control*
- *Please specify: _____

"RFQ" = Request For Quotation - Please call customer service at 1-888-433-6818 and/or fax 1-888-433-6834

SYSTEMS⁽²⁾ MUST SELECT ONE SYSTEM

Includes seat pan, back pan, armrests, arm pads, fixed front rigging, electronics and standard switch controls

TRx Ultra Low CG Tilt Only System (55°Tilt)⁽³⁾ (HCPCS code E1002)
\$5,120

TRx Ultra Low CG Tilt (55°Tilt) and Power Recline (174°) System (HCPCS code E1006)
 For Adult Seat Sizes 16"-21" wide\$8,115
 For Pediatric Seat Sizes 11"-15" wide\$8,365

NEW **TRx Ultra Low CG Tilt(55°) and Power Recline (174°) System with High Pivot Mechanical Shear Reduction** (HCPCS code E1007)
 For Adult Seat Sizes 16"-21" wide\$8,350

TRx Ultra Low CG Tilt (55°Tilt) and Power Recline (174°) System with Extended Shear Reduction (ESR) (HCPCS code E1007)
 For Adult Seat Sizes 16"-21" wide\$8,950
 For Pediatric Seat Sizes 11"-15" wide\$9,245

TRx Ultra Low CG Tilt(55°Tilt) and Power Recline (174°) System with Synchronized Power Sliding Back (PSB) (HCPCS code E1008) (Required 2-3 function Enhanced Electronics)
 For Adult Seat Sizes 16"-21" wide\$9,115
 For Pediatric Seat Sizes 11"-15" wide\$9,365

TRx Recline Only System, Elevate Only System and Uplift System with Synchronized Back and Foot Platform (separate order form)

MODULES MUST SELECT TRx SYSTEM-TO ADD MODULES

TRx Recline Body Fit System (Minimum back widths of 16") \$995
(This option allows the seat back to be narrower than the seat pan. For example an 18" back pan width with a 20" seat width is accomplished by selecting "2" Narrower" option.)
 2" Narrower 4" Narrower

TRx 30° Anterior Tilt Module Suggested Retail \$3,995
RFQ Required

10° Anterior Tilt Assist Suggested Retail \$750
RFQ Required
 This module increases seat-to-floor height and limits front rigging options.

5° Anterior Assist** N/C
RFQ Required
 **This option increases seat-to-floor height by approximately 1.5"-2" minimum Please call for confirmation. 90° front rigging is not available.

5° Pre-Tilt** N/C
 **This option increases seat-to-floor height by approximately 1.5"-2" minimum Please call for confirmation.

MODULES MUST SELECT TRx SYSTEM-TO ADD MODULES

TRx Lateral Tilt Module (up to 15°)⁽³²⁾ Suggested Retail \$3,995
 This module increases seat-to-floor heightRFQ Required

TRx 30° Precline Module⁽⁴⁾ only available with Recline . . \$500
 (HCPCS code K0108)

TRx 8° Precline Module⁽⁴⁾ only available with Recline . . . N/C
 (HCPCS code K0108)

TRx Manual Recline (135°)⁽⁵⁾ \$2,000
 (HCPCS code K0108)

ELEVATING SEAT SYSTEMS

ELEVATING MODULES NOT AVAILABLE ON M71, M51 1107, 1103, 614, M11 or COMPASS POWER BASES

TRx Elevating Seat Module⁽⁶⁾⁽³³⁾ Select:
 7" Elevation - 225lbs max. \$1,895
 6"HD Elevation - 280lbs max. \$2,250

TDX SP, STORM, F11 RHYTHM, 610, 600 AND 6000
(lower STF elevating module)

6" Elevation - 225lbs max. \$2,250

610, 600 and 6000 POWER BASE ONLY(lower STF elevating module)

5" Elevation - 225lbs max. \$2,250

NEW **TRx Ultra Lift Module⁽⁶⁾** (Scissor Mechanism)
 10" Elevation - 300lbs max. \$2,995
ULTRA LIFT MODULE IS AVAILABLE ON TDX SP, TDX SR, STORM, Q6000/Z/XL. THE Q614 IS AVAILABLE THROUGH RFQ.

- Uses manufacturer's stock battery tray.
- We recommend Group 24 Base with TDX-SP for lowest seat-to-floor height

* The seat-to-floor height may increase .5" - 1.5" on the lowest available STF, see page 1 or call for specific details.

BATTERY TRAYS FOR ELEVATING SEAT SYSTEMS

A standard tray will be provided to accommodate minimum battery size applicable- N/A on Ultra Lift module

Battery Tray Modification for TDX-SP, TDX-SR, TDX 3,4,5,S torm 3 & Q6000/Z to allow for Two(2) Group 24 Batteries* \$225

Battery Tray Modification for Q6000* (5" Elevating Seat Options)
(Group 34 batteries required) \$225

Battery Tray for Two(2) Group 24 Batteries P220/P222 Only N/C
(Group 22 Batteries are required on elevating modules unless an above option is selected)

"RFQ" = Request For Quotation - Please call customer service at 1-888-433-6818 and/or fax 1-888-433-6834

SEAT SPECIFICATIONS

Adult Seat Width

- 16" 17" 18" 19" 20" 21"⁽⁷⁾
- 22"⁽⁷⁾\$595

Adult Seat Depth

- 15" 16" 17" 18" 19"⁽⁸⁾ 20"⁽⁹⁾ 21"⁽⁷⁾⁽⁹⁾
- 22"⁽⁷⁾⁽⁹⁾\$595

Pediatric Seat Width (Only available with Pediatric Seat sizes)

- 11" 12" 13" 14" 15"

Pediatric Seat Depth (Only available with Pediatric Seat sizes)

- 11" 12" 13" 14"

- Combination Adult and Pediatric Seat Width/Depth and Seat depths 23+ . . .RFQ Required**

SEAT CUSHION OPTIONS

- Kid-ab-ra MaTRx-Vi Seat Cushion 11"w-14"w \$425
- MaTRx-Vi Seat Cushion 14"w-20"w (HCPCS Code E2607) . \$425
- MaTRx-Vi Seat Cushion 21"w-22"w (HCPCS Code E2608) . \$475
- MaTRx-Flo-Tech Cushion 15"w-20"w (HCPCS CodeK0734) \$475
- "ON-CHAIR" Cushion Credit(\$90)

FABRIC OPTIONS FOR MATRX-VI CUSHION

- Onyx Fabric Upgrade for MaTRx-Vi Cushion . . \$100
- Vinyl Fabric Upgrade for MaTRx-Vi Cushion . . . \$50

FINISHED BACK HEIGHT*

Measured from seat pan to top of back shell

- 18"⁽¹⁰⁾ 19"⁽¹⁰⁾ 20" 21" 22" 23" 24" 25"
- 26" 27" 28" 29" 30" 31" 32" 33"
- 34" 35" * Comes with standard cane height

BACK OPTIONS

- TRx Rehab Back and Back cushion
Finished height from 18" to 25"N/C
Finished height from 26" to 35" \$450
- MaTRx Fabric Upcharge -for TRx Rehab back \$100
- Recessed planar interface plate⁽¹¹⁾ N/C
- I-Back interface plate *Select one:* Flat Recessed . . \$125
- TRx Single Post Back interface plate* (Tilt Only) N/C
(*Single Post Back is angle adjustable in 6° increments from 24° forward to 18° back. The back folds down and is only available for 16"-20" seat widths & 21"-24" back height and requires Dual Post Armrests. A 4" gap from bottom of back to seat pan is required. Please note the Single post back may take up to 1"-2" of seat depth, please factor accordingly.)
- OMIT: Rigid Back Pan & Cushion⁽¹²⁾(\$75)**
- OMIT: Back Cushion Only(\$25)**

TILT ONLY BACK CANE SPECIFICATIONS

Select Back Cane Height - Measured from Seat pan to top of back cane

- 22" 24"N/C
- Select Back Cane Angle 76° 79° 86° 96° 101° 112° 116°
- Custom Cane Height Specify _____ \$250
- Angled (5°) Tilt Back Canes⁽¹³⁾N/C
- Select Back Cane Angle 81° 84° 91° 101° 106° 117° 121°
- Endomorph Back Canes *Select:* 1" 2" 4" Narrower N/C
- Mesomorph Back Canes* *Select:* 1" 2" 4" Wider . \$250

*TRx- Height & Angle Adjustable Cantilever Flip Back Armrests are required and included

UPGRADEABLE BACK OPTIONS

- MaTRx Contour Back** (HCPCS Code E2613) \$495
(For Systems 15"-21" wide under 300lbs)
Specify actual back height dimension: 12" 15" 17" 21"
- MaTRx Contour Back** (HCPCS Code E2614) \$595
(For Systems 22" wide under 300lbs)
Specify actual back height dimension: 15" 17"
- MaTRx High Back** (HCPCS Code E2620) \$595
(For Systems 16"-21" wide under 300lbs)
Specify actual back height dimension: 20" 25" 30"
- MaTRx PB Elite Back**(HCPCS Code E2620) \$625
(For Systems 12"-20" wide under 300lbs)
Specify actual back height dimension: 12" 16" 20"
- MaTRx PB Elite "Full" Back**(HCPCS Code E2620) \$625
(For Systems 16"-20" wide under 300lbs)
Specify actual back height dimension: 20"
- MaTRx PB Back (5" Contour)** (HCPCS Code E2615) \$625
(For Systems 14"-20" wide under 300lbs)
Specify actual back height dimension: 12" 16" 20"
- MaTRx PB Deep Back (7" Contour)** (HCPCS Code E2615) \$645
(For Systems 14"-20" wide under 300lbs)
Specify actual back height dimension: 12" 16" 20"
- MaTRx PB Heavy Duty Back (5" Contour)** \$835
(For Systems 20"-22" wide and over 300lbs)
(HCPCS Code E2615 for 20" width & HCPCS Code E2616 for 22" width)
Specify actual back height dimension: 16" 20"
- MaTRx PB Heavy Duty Deep Back (7" Contour)** \$935
(For Systems 20"-22" wide and over 300lbs)
(HCPCS Code E2615 for 20" width & HCPCS Code E2616 for 22" width)
Specify actual back pan dimensions: 16" 20"
- "ON-CHAIR" Matrx Back Credit(\$125)**
- Onyx Fabric Upgrade \$100**
Select Contour Back High Back

NOTE WHEN CHOOSING MaTRx Backs
4" Gap recommended for Tilt systems to allow for the seat cushion.
6" Gap required for systems with Recline/ESR or PSB
* PB Backs are not available with the Precline Module.



"RFQ" = Request For Quotation - Please call customer service at 1-888-433-6818 and/or fax 1-888-433-6834

HEADRESTS & MOUNTING HARDWARE

- Headrests with Fixed Mounting Hardware** (HCPCS code E0955)
- Concepts Standard Headrest \$295
 - Stealth All Positioning Headrest Large (AP485) \$242
 - Stealth All Positioning Headrest X-Large (AP585) \$242
 - Nino Comfort Plus 6" (CPN350) \$242
 - Stealth Comfort Plus 8" (CP450) \$242
 - Stealth Comfort Plus 10" (CP250) \$242
 - Stealth Comfort Plus 14" (CP150) \$242
 - Onyx Auto Style Headrest - Straight Mounting available only . . . \$350
- Headrest Swing Aways and Mounts - Does not include the Headrest** (HCPCS code E1028)
- Concepts Detachable Mounting Hardware \$200
 - Stealth's World's Best Headrest Hardware (TWB485) . . . \$220
 - OMIT: Headrest** N/C

NEW

ARMRESTS

- Adult Dual Post Adjustable Height (Single Button Release) . .STD
 - Add Quick Height Adjustment Lever \$250
 - Select Size: (9.75"-12.75") (12.75"-15.75") (15.75"-18.75")
 - Select : Flat pouch Glove Boxes*
 - (* Not Available with Mesomorph Back Canes)
- Reclining Adjustable Height (9.5"-13") (13"-16") . .STD
- High Pivot Mechanical Shear Recline Adjustable Height
 - Adjustment range 11"-16" STD
- Add: OutBack Arm Option (each) Specify: Right Left \$195
 - Select: Tilt Recline (NA on High Pivot Mechanical Shear Recline)
 - (Allows outward rotation while flipping back armrest)
- Pediatric Adjustable Height N/C
 - Select Size: S (6"-7.5") M (6.75"-8.25") L (8.25"-9")
 - Custom Range 8.5"-18.5" (Dealer to modify)
- TRx Height & Angle Adjustable Cantilever Flip Back
 - Armrests (Minimum armrest height is 9.5")*(14)
 - (*Not Available with a Single Post Back - No charge option with Mesomorph canes)
 - Select : Tilt Recline High Pivot Recline \$250
 - Add: Quick Lock Mechanism ^ (each) \$75
 - (^ When using this feature on the High Pivot Mechanical Shear lowest armrest height is 11")
- 1" Offset Armrest Spacer (pair) \$250
 - (Allows seat width to increase by 2")
- 1/2" Offset Armrest Spacer (pair) \$250
 - (Allows seat width to increase by 1")

NEW

POWER ARMRESTS AND TRANSFER OPTIONS

- Power options require enhanced electronics and an additional function control
- Weight capacity is 200 lbs
- Only available on Adult Dual Post Armrests
- Call for RFQ when using an Elevating Seat Module and for weight

- TRx Power Transfer Armrest \$1,995
 - Select Right or Left
- TRx Manual Transfer Armrest \$995
 - Select Right or Left
- TRx Power Flip Back Dual Post Armrest \$1,995
 - Select Right or Left

Power Armrests and Transfer options are not available with Mesomorph back canes

ARMPADS

- Standard Pads-** STD
 - Select: Full (2.25"x14") Left Right
 - Desk (2.25"x10") Left Right
- Waterfall Arm Pads-(Pair)** \$35
 - Select: Full (2.25"x14") Left Right
 - Desk (2.25"x10") Left Right
- Flat Pads- (Pair)** \$55
 - Select: Full (3"x14") Left Right
 - Desk (3"x10") Left Right
- Gel Pads- (Pair)**
 - Select: Narrow (2"x12") Left Right . . \$150
 - Wide (3.5"x12") Left Right . . \$150
 - Long (3.5"x14") Left Right . . \$180
- Ergonomic Arm Trough - LEFT (4.5"x13")** \$85
 - (HCPCS Code E2209)
- Ergonomic Arm Trough - RIGHT (4.5"x13")** \$85
 - (HCPCS Code E2209)
- Flat Hand Pad - LEFT (4.5"x5")**(HCPCS Code K0108) \$55
- Flat Hand Pad - RIGHT (4.5"x5")**(HCPCS Code K0108) \$55
- OMIT: Armpads (7/8" diameter tube)** (\$25)
 - Select: Full size (14") Left Right
 - Desk size(10") Left Right
- Horizontal Armpad Extensions (each) Quantity ()** . . \$75
 - Select: 3" 4.375" 7"

ARMPADS ACCESSORIES

- TRx Arm Pad Storage/Cup Holder** LEFT RIGHT* \$175
 - *Not available on the same side as the joystick is mounted
- TRx Elbow Block RIGHT** (prevents arm from slipping off) \$195
 - Select Pad Size:
 - XS(3.25"x4.25") S(3.5"x5.25") M(3.75"x5.75") L(4.25"x6.5")
 - Select Extension Vertical: S(3") L(5") Horizontal: S(5") L(7")
- TRx Elbow Block LEFT** (prevents arm from slipping off) \$195
 - Select Pad Size:
 - XS(3.25"x4.25") S(3.5"x5.25") M(3.75"x5.75") L(4.25"x6.5")
 - Select Extension Vertical: S(3") L(5") Horizontal: S(5") L(7")
- Stealth Swing-Away Elbow Support - RIGHT** \$290
 - Select Pad Size: S(3" x 3") M(4"x4") L(3"x 10")
- Stealth Swing-Away Elbow Support - LEFT** \$290
 - Select Pad Size: S(3" x 3") M(4"x4") L(3"x 10")
- Multi Axis Upper Extremity Support (each)** \$225
 - Mechanical locking bolt STD
 - Quick Adjustment Lever N/C
 - Allows rotation of the armpad
- Multi Purpose Arm Pad Adapter Block (each) Quantity ()** \$35
 - (Allows hard mounting & positioning of standard pads or other manufacturer's arm pads. Adapter allows square mounting on round tubes)

NEW

"RFQ" = Request For Quotation - Please call customer service at 1-888-433-6818 and/or fax 1-888-433-6834

FIXED LATERALS - FOR MATRIX PB ELITE AND MATRIX PB ELITE FULL BACKS

- Standard Fixed LEFT - PBLS-L (HCPCS code E0956) \$100
Select pad : Standard (7.5" x 5") Small (5.5"x3")
- Standard Fixed RIGHT - PBLS-R (HCPCS code E0956) \$100
Select pad : Standard (7.5" x 5") Small (5.5"x3")
- Offset Fixed LEFT - PBOL-L (HCPCS code E0956) \$110
- Offset Fixed RIGHT - PBOL-R (HCPCS code E0956) \$110

SWING AWAY LATERALS - FOR MATRIX PB ELITE AND MATRIX PB ELITE FULL BACKS

- Lateral Trunk Support Left pad (each) (HCPCS code E0956) ..\$100
Select Size:
 XS(3.25"x4.25") S(3.5"x5.25") M(3.75"x5.75") L(4.25"x6.5")
- Lateral Trunk Support Right pad (each) (HCPCS code E0956) \$100
Select Size:
 XS(3.25"x4.25") S(3.5"x5.25") M(3.75"x5.75") L(4.25"x6.5")



SELECT SWING AWAY HARDWARE TO CONVERT ABOVE:

- Elite Back Swing Away Hardware
 - LEFT (HCPCS code E1028) \$195
 - RIGHT (HCPCS code E1028) \$195
- Offset Elite Swing Away Hardware
 - LEFT (HCPCS code E1028) \$195
 - RIGHT (HCPCS code E1028) \$195

LATERALS - FOR ALL OTHER BACKS (EXCLUDING MATRIX PB ELITE AND PB BACKS)

- TRx Lateral Trunk Support with Fixed Mounting LEFT⁽¹⁵⁾
Pad Size: S(3.5"x5.25") M(3.75"x5.75") L(4.25"x6.5")
Select Offset 0"-3" 3"-6"
(HCPCS code E0956) \$100
- TRx Lateral Trunk Support with Fixed Mounting RIGHT⁽¹⁵⁾
Pad Size: S(3.5"x5.25") M(3.75"x5.75") L(4.25"x6.5")
Select Offset 0"-3" 3"-6"
(HCPCS code E0956) \$100
- Onyx Fabric Upgrade \$100

SELECT SWING AWAY HARDWARE TO CONVERT ABOVE:

- TRx Swingaway Mounting Hardware⁽¹⁵⁾
 - LEFT (HCPCS code E1028) \$195
 - RIGHT (HCPCS code E1028) \$195

Select Lateral Latch plate length: Right: Short (3.5") Long(5")
Left: Short (3.5") Long(5")

STEALTH LATERALS

- FMTWB-L Stealth Laterals⁽¹⁵⁾ -Fixed (pair) \$220
Pad Size: S(3"X5") L(4"X6") (HCPCS code E0956)

SELECT SWING AWAY HARDWARE TO CONVERT ABOVE:

- TWB-L Stealth Adjustable Swingaway Hardware(pair)
(HCPCS code E1028) \$440

HIP SUPPORTS

- Lateral Hip Support Pad with Fixed Mounting LEFT ..\$120
Select Size:
 (5.5"W x 4.5"H) (7"W x 5.75"H) (9"W x 4.5"H) (13"W x 4.5"H)
(HCPCS code E0956)
- Lateral Hip Support Pad with Fixed Mounting RIGHT . \$120
Select Size:
 (5.5"W x 4.5"H) (7"W x 5.75"H) (9"W x 4.5"H) (13"W x 4.5"H)
(HCPCS code E0956)

Onyx Fabric Upgrade \$100
HARDWARE TO CONVERT ABOVE HIP SUPPORT TO REMOVABLE/SWINGAWAY HIP OR KNEE SUPPORTS

- TRx Lift Off, Removable Hardware for Hip Supports
 - LEFT (HCPCS code E1028) \$195
 - RIGHT (HCPCS code E1028) \$195
- TRx Swingaway Removable Hardware for Hip Supports
 - LEFT (HCPCS code E1028) \$215
 - RIGHT (HCPCS code E1028) \$215

Select Mounting Position: Hip Knee or Both... Add \$215 per side

ADDITIONAL OPTIONS AND ACCESSORIES

- TRx Concepts Back Pack - Single \$125
- TRx Concepts Back Pack - Double \$195
- Transfer Handles (Height Adjustable) \$350
Select: 4"-6.5"
 9"-11.5"
- D-Loops (set of 2) \$250
D-Loops increase the seat to floor height by 3/8"
Not compatible with an Ultra Lift Elevating module on TDX-SP if needed please be sure to order TDX SP base with the Transport Ready Option.
- Flip & Fold Away 1/2 Lap Tray (14"W x 10"D) \$795
(Only available with a flat arm pad)
Select Mounting*: Left Right
*Not available on the same side as the joystick is mounted

BODY POINT LAP BELTS

- Padded Lap Belt 2 point - BP-PLB2 (HCPCS code E0978) . \$120
- Padded Lap Belt 4 point - BP-PLB4 (HCPCS code E0978) . \$150

"RFQ" = Request For Quotation - Please call customer service at 1-888-433-6818 and/or fax 1-888-433-6834

STANDARD FRONT RIGGING

CALL TO CONFIRM ON SEAT SIZES BELOW 16"W X 16"D

Legrest Receivers OnlySTD

****Please Specify Front rigging to be used on TRx System ⁽¹⁴⁾**

Fixed Center Mount Footplate Mount 70° 90° .N/C
(Comes with tapered footplate 12" x 10.75" made of steel 1/8" thick with built in heel wells)

Seat pan to footplate: S (9"-15") L (16"-21") Set at _____

OR

Action 70° Swingaway Footrests (Pair)*N/C
*Not covered by Motion Concepts Lifetime warranty

POWER CENTER MOUNT FOOT PLATFORM OPTIONS

*****CENTER MOUNTS ARE RESTRICTED TO SEAT DEPTHS 17" AND GREATER******

MUST BE COMPLETED	Measurement in Inches
Knee to Heel:	
Cushion Thickness: (Subtract)	
Cushion Compression: (Add)	
Seat Pan to Footplate: (Total)	

CMB Belt Drive Center Mount Articulating Foot Platform ⁽¹⁷⁾⁽¹⁸⁾⁽¹⁹⁾
(HCPCS code K0108)\$2,595

Seat pan to footplate: - select one:

- Short 9"-11"- 3.5"-5" adjustable articulation
- Medium 11"-15"- 3.5"-7" adjustable articulation
- Long 14.5"-21"- 5"-7" adjustable articulation

NEW

- Standard with one piece calf pad
- Comes with a 12" x 10.75" footplate made of durable aluminum 1/4" thick with flexible heel loops

Add: Individual Flat Calf pads for CMB Belt Drive . . . \$275

CMX Center Mount Articulating Foot Platform ⁽¹⁷⁾⁽¹⁸⁾⁽¹⁹⁾
(HCPCS code K0108)\$2,995

Seat pan to footplate: - select one:

- Short 13"-17"- 3"-5"
- Medium 15"-19"- 5"-7.5"
- Long 17"-21"- 5"-7.5"

NEW

- Standard with individual calf pads
- Plantar flexion and dynamic calf support
- N/A with one piece calf pad
- Comes with a 12" x 10.75" footplate made of durable aluminum 1/4" thick with flexible heel loops

90° FRONT RIGGING/CENTER MOUNTED OPTIONS NOT RECOMMENDED ON STORM SERIES, R-4000, 646 AND P220/222 BASES.

POWER CENTER MOUNT FOOT PLATFORM OPTIONS

Independent Elevating & Articulating Legrests (Center Mounted) ⁽¹⁷⁾⁽¹⁸⁾⁽¹⁹⁾⁽²¹⁾\$2,995

Seat pan to footplate: 15"-21" (HCPCS code K0108)

Footplate size: 6" x 11" each (Foot Shaped)

Seat depth must be greater than 17"

CMD Dual Actuator Center Mount Articulating Foot Platform ⁽¹⁷⁾⁽¹⁸⁾⁽¹⁹⁾
(HCPCS code K0108)Suggested Retail \$3,495

.....RFQ Required

- Provides independent control of the foot platform height
- 3"-6" of articulation and foot platform extension - based on seat to floor height and knee to heel measurement.
- Standard with one piece calf panel
- Requires 2-5 function electronics

POWER FOOT PLATFORM OPTIONS

Vertical Lifting Foot PlatformSuggested Retail \$3,995
Please specify Start ___ & Stop ___ PositionRFQ Required

- Requires 2-5 function electronics
- Total range of lift is 11 inches.

Power Telescoping Foot Platform . . .Suggested Retail \$2,250
.....RFQ Required

- Comes with Adjustable 70°-90° Fixed Center Mount Foot platform ⁽¹⁸⁾
- Does not elevate
- Powers lower leg length vertically

POWER FRONT RIGGING OPTIONS

NEW **TRx Swing Away Power Elevating Pivot Plus Legrests ⁽²⁰⁾** . \$2,750

(Includes Swing Away Receivers, Pivot Plus Legrests & Actuators - legs swing away manually)(HCPCS code E1010)

Select Receivers: Straight Flared outward 1"

Select Function: Individual ⁽²¹⁾ Combined Synchronized W/Recline

Seat pan to footplate: S (12"-16") M (15"-19") L (18"-21")

Footplates: S (7.25"W x 9"D) M (7.5"W x 11"D) L (10"W x 14"D)

TRx Power Elevating Pivot Plus Legrests ⁽²⁰⁾ \$2,490

(Includes Pivot Plus Legrests & Actuator)(HCPCS code E1010)

Select Function: Individual ⁽²¹⁾ Combined Synchronized W/Recline

Seat pan to footplate: S (12"-16") M (15"-19") L (18"-21")

Footplates: S (7.25"W x 9"D) M (7.5"W x 11"D) L (10"W x 14"D)

ADD: Power Actuator Quick Release \$350

TRx Power Elevating AT5544 Elevating Legrests ⁽²⁰⁾ . \$1,990
(Includes AT5544 Legrests & Actuators)(HCPCS code E1010)

Select Function: Individual ⁽²¹⁾ Combined Synchronized W/Recline

TRx Power Legrest Actuators (PAIR) ⁽¹⁶⁾⁽²⁰⁾ \$1,695
(Legrests not included - For use with Elevating Legrests)

Select Function: Individual ⁽²¹⁾ Combined Synchronized W/Recline

"RFQ" = Request For Quotation - Please call customer service at 1-888-433-6818 and/or fax 1-888-433-6834

90° FRONT RIGGING/CENTER MOUNTED OPTIONS NOT RECOMMENDED ON STORM SERIES, R-4000, 646 AND P220/222 BASES

ELEVATING LEGRESTS

TRx Pivot Plus Manual Elevating Legrests (Pair) \$720

Select Receivers: Straight Flared outward 1"

Seat pan to footplate: S (12"-16") M (15"-19") L (18"-21")

Footplates: S(7.25"W x 9"D) M(7.5"W x 11"D) L(10"W x 14"D)

NEW ADD: Optional Swing away receiver \$150

AT5544 Standard Elevating Legrests (Pair) \$495

Jazzy Elevating Legrests (Pair) \$495

Quickie Standard Elevating Legrests (Pair) \$495

ADDITIONAL FRONT RIGGING OPTIONS

TRx-Heavy Duty 70° Swingaway Footrests (Pair)⁽²²⁾ . . . \$495

Select Receivers: Straight Flared outward 1"

Seat pan to footplate: S (12"-16") M (15"-19") L (18"-22")

Select Footplate: S(4.25"W x 8"D) M(5.25"Wx8"D)

L(6.25"Wx8"D) XL(9"Wx11"D)

Dynamic Coil Springs (Pair) for TRx-Heavy Duty 70° Swingaway Footrests \$165

Action 70° Swingaway Footrests (Pair) \$395

Jazzy 70° Swingaway Footrests (Pair) \$395

Quickie 70° Swingaway Footrests (Pair) \$395

Adjustable 70°-90° Fixed Center Mount Foot platform⁽¹⁸⁾ \$595
(Depth and Height Adjustable -- Comes with a 12" x 10" footplate made of durable aluminum and calf pads are included)

Seat pan to footplate: S (9"-15") L (16"-21") Set at _____

Invacare Split Foot Platform Interface Bracket⁽¹⁸⁾ \$595
(Invacare CTMT-T Foot Platform is included)

Seat pan to footplate: S (9.25"-12") M (12"-16") L (16"-18.75")

Tapered Manual Elevating Foot cage (Range 12"-18") . \$995
Select side for adjustment lever: Left Right

Seat pan to footplate : "

(For seat widths 16"-20")

FOOT PLATFORM & FOOTPLATE OPTIONS

Small Flip Foot Platform*(12"W x 8.5"D)..... \$180

Medium Flip-up Foot Platform* (12"W x 10.75"D) . . . \$180

Large Flip-up Foot Platform*(17"W x 13.75"D) \$250

Extra Large Flip-up Foot Platform* ^ (21"W x 14.75"D) \$250

Split Footplates* \$275

In cast aluminum with built in heel cups and rubber mat.

Select: S(5"W x 7.5"D) M(5.5"Wx9.5"D) L(6"Wx11.5"D)

(*For use with Adjustable 70°-90° Fixed Center Mount Foot platform or CMX Center Mount Power Articulating & Elevating Foot Platforms)

^ May cause interference with certain bases and seat widths call to confirm configuration.

FOOT PLATFORM & FOOTPLATE OPTIONS

Adjustable Angle Footplates(Each)(HCPCS code K0040)

Left: S(4.25"W x 8"D) M(5.25"Wx8"D)

L(6.25"Wx8"D) XL(9"Wx11"D) \$125

Right: S(4.25"W x 8"D) M(5.25"Wx8"D)

L(6.25"Wx8"D) XL(9"Wx11"D) \$125

Adjustable Angle Footplates with Cutouts for Caster Clearance (Each)(HCPCS code K0040)

Left: S(7.25"W x 9"D) M(7.5"W x 11"D) L(10"W x 14"D) . \$125

Right: S(7.25"W x 9"D) M(7.5"W x 11"D) L(10"W x 14"D) . \$125

Heel Loops (Each) QUANTITY () \$20
(HCPCS code E0951)

Multi-Axis Adjustable Angle Footplates (HCPCS code K0040)

NEW

Left: S(4.25"W x 8"D) M(5.25"Wx8"D)

L(6.25"Wx8"D) XL(9"Wx11"D) \$225

Right: S(4.25"W x 8"D) M(5.25"Wx8"D)

L(6.25"Wx8"D) XL(9"Wx11"D) \$225

Multi-Axis Adjustable Angle Footplates Cutout for Caster Clearance (HCPCS code K0040)

Left S(7.25"W x 9"D) M(7.5"W x 11"D) L(10"W x 14"D) . \$125

Right S(7.25"W x 9"D) M(7.5"W x 11"D) L(10"W x 14"D) . \$125

CALF PAD AND STRAP OPTIONS

Flat Calf pads \$275

Select: TRx HD Swing Away Footrests

Fixed Center Mount Foot platform

Curved Calf pads (inside width is 6") \$275

Select: TRx HD Swing Away Footrests

TRx Pivot Plus Legrests

Fixed Center Mount Foot platform

One piece calf pad for Fixed Center Mount Foot platform . \$275

Airmesh Calf Strap for chairs 15"-18" wide - 3.5" pad height
BP-CS-M \$50

Airmesh Calf Strap for chairs 18"-22" wide-3.5" pad height
BP-CS-L \$50

SWING AWAY FOOTREST MECHANISM

- Assists user to swing away 70° footrests
- Power version requires enhanced electronics
- Compatible with Motion Concepts TRx HD 70° Swing away footrests or Invacare Action Swing away footrests
- Footrests NOT included

TRx Power Swing Away Mechanism . . Suggested Retail \$1,995
. RFQ Required

Specify : Switch or Joystick (See page 7 for electronics)

TRx Manual Swing Away Mechanism . . Suggested Retail \$995
. RFQ Required

Specify Lever Mounting Right or Left

"RFQ" = Request For Quotation - Please call customer service at 1-888-433-6818 and/or fax 1-888-433-6834

ELECTRONICS SWITCH MOUNTING

Select: Left Right Do Not Mount

Specialty Controls Please complete specification sheet on page 9

STANDARD ELECTRONICS - N/A WITH VENT TRAYS OR SPECIALTY CONTROL

(These electronics are equipped with drive lock-out. They do not include attendant control, tilt limits, and variable speed control(s).)

TRx Single-Function Control BoxSTD

Please Select One: Single Push Button Dual Push Button
 Single Toggle Omit Switch*

(*Single-Function Control Box uses a phono jack connection. Compatible with other phono jack switches.)

Single-Function Control Module*(Direct Mode) \$750
 (HCPCS code E2310)

TRx Dual-Function Control Box - Tilt/Recline OnlySTD
 (Not available with Power Sliding Back or Power Front Rigging)

Please Select One: Dual Push Button Dual Toggle

Dual Function Control Module* (Toggle Mode) \$950
 (HCPCS code E2311)

(*Motion Concepts provides the communication interface for Invacare Electronics)

HIGH END ELECTRONICS

(These electronics are equipped with drive lock-out, attendant control, tilt limits and variable speed control(s).)

SINGLE-FUNCTION SYSTEM - (IE: TILT ONLY)

TRx Enhanced Single-Function Control Box \$500

Select: Single Push Button Dual Push Button⁽²³⁾
 Single Toggle

Enhanced Single Function Module* \$1,150
 (HCPCS code E2310)

Through Joystick
 Through Specialty Control-Fill out Specialty control configuration sheet on page 9

Additional Switch: Single Push Button Dual Push Button⁽²³⁾ \$97
 Single Toggle

DUAL-FUNCTION SYSTEM - (IE: TILT/RECLINE)

TRx Enhanced Dual-Function Control Box \$700

Select: Dual Push Button Quad Push Button⁽²³⁾
 Dual Toggle Four-Way Toggle

Add: Reduced Drive with Elevating Seat \$850

Enhanced Dual Function Control Module* \$1,550
 (HCPCS code E2311)

Through Joystick
 Through Specialty Control-Fill out Specialty control configuration sheet on page 9

Includes: Reduced Drive with Elevating Seat Yes No
 Additional Switch: Dual Push Button Quad Push Button⁽²³⁾ . . \$97

Dual Toggle Four-Way Toggle

MULTI-FUNCTION SYSTEM - (IE: TILT/RECLINE/POWER LEGS)

TRx Enhanced 2-5 Function Control Box \$1,150

Select: Quad Push Button Four-Way Toggle

Add: Reduced Drive with Elevating Seat \$400

Add: Function Display ^ \$250

Add: Function Display/Step Scanner ^ \$400

^ The display is operated through left/right motion on 4-Way Toggle or buttons 3 and 4 on the Quad Push Button.

(*Motion Concepts provides the communication interface for Invacare Electronics)

HIGH END ELECTRONICS - CONTINUED

MULTI-FUNCTION SYSTEM - (IE: TILT/RECLINE/POWER LEGS)

Enhanced 2-5 Function Control Module* \$2,350
 (HCPCS code E2311)

Through Joystick

Through Specialty Control-Fill out Specialty control configuration sheet on page 9

Includes: Reduced Drive with Elevating Seat Yes No

Includes: Function Display ^ Yes No

Add: Function Display/Step Scanner ^ \$150

Additional Switch: Quad Push Button Four-Way Toggle . . . \$97

^ The display is operated through left/right motion on 4-Way Toggle or buttons 3 and 4 on the Quad Push Button.

(*Motion Concepts provides the communication interface for Invacare Electronics and includes a function display)

ELECTRONICS OPTIONS

TRx M16 Splitter⁽²⁴⁾(HCPCS code E2399) \$125

(Allows for multiple switch options with phono plug connection)

TRx Feather Touch Switch - Single function \$97

Dime Size Quarter Size

(For use with Enhanced electronics only)

TRx Feather Touch Switch Multi function \$135

Dual Dime Size Quad Dime Size

(For use with Enhanced electronics only)

Stealth Egg Switch Green Black \$77

(For use with Single function & Enhanced Single Function electronics only)

TRx Power Shut Off Switch⁽²⁴⁾ - Toggle Switch Only \$175

(HCPCS code E2399)

TRx Lazarus Jump Starter \$150

(HCPCS code A9270)

Accessory Port Power Supply \$195

(3 amp capacity)

TRx Lighting Effects - Through Switch \$350

ELECTRONICS OPTIONS

TRx Front Safety Lights (pair)

Operated through switches \$495

Operated through Joystick \$845

TRx Rear Safety Lights (pair)

Operated through switches \$495

Operated through Joystick \$845

TRX Front & Rear Light Combo Package Credit* . . (\$150)

*Purchase both sets and receive a credit

MEMORY SEATING OPTIONS

Single Function Memory Seating* Suggested Retail \$495
 Call for RFQ

(For use with Enhanced electronics only - Not available to control Elevating seat modules)

*Please call for specification sheet 1-888-433-6818

Multiple Function Memory Seating* . . . Suggested Retail \$995
 Call for RFQ

(For use with Enhanced electronics only - Not available to control Elevating seat modules)

*Please call for specification sheet 1-888-433-6818

Dealer Name: _____



Dealer Account Number: _____

PO #: _____

Tag: _____



SPECIALTY CONTROL CONFIG SHEET

Mult-Channel Joystick Control Configuration Sheet

<p>ECU 1 COM1</p> <p>Forward Function: (PIN 1)</p> <p>_____</p> <div style="text-align: center;">  </div> <p>Left Function : (PIN 3)</p> <p>_____</p> <p>Right Function: (PIN 4)</p> <p>_____</p> <p>(PIN 2) Reverse Function:</p> <p>_____</p>	<p>ECU 2 COM2</p> <p>Forward Function: (PIN 1)</p> <p>_____</p> <div style="text-align: center;">  </div> <p>Left Function : (PIN 3)</p> <p>_____</p> <p>Right Function: (PIN 4)</p> <p>_____</p> <p>(PIN 2) Reverse Function:</p> <p>_____</p>
---	--

Notes: _____

3-Axis Head Array Configuration Sheet

<p>ECU 1 COM1</p> <p>Left Function : (PIN 3)</p> <p>_____</p> <div style="text-align: center;">  </div> <p>Rear Function: (PIN 1)</p> <p>_____</p> <p>Right Function: (PIN 4)</p> <p>_____</p>	<p>ECU 2 COM2</p> <p>Left Function : (PIN 3)</p> <p>_____</p> <div style="text-align: center;">  </div> <p>Rear Function: (PIN 1)</p> <p>_____</p> <p>Right Function: (PIN 4)</p> <p>_____</p>
--	---

Notes: _____

SIP and PUFF Configuration Sheet

ECU 1 Action:	Equivalent Action:	DB9 Pin out:	Function:
Hard Puff _____	Forward _____	Pin1 _____	
Hard Sip _____	Reverse _____	Pin2 _____	
Soft Sip _____	Left _____	Pin3 _____	
Soft Puff _____	Right _____	Pin4 _____	

ECU 2 Action:	Equivalent Action:	DB9 Pin out:	Function:
Hard Puff _____	Forward _____	Pin1 _____	
Hard Sip _____	Reverse _____	Pin2 _____	
Soft Sip _____	Left _____	Pin3 _____	
Soft Puff _____	Right _____	Pin4 _____	

Notes: _____

Dealer Name: _____




Dealer Account Number: _____

PO #: _____

Tag: _____

VENTS⁽²⁵⁾⁽³³⁾ - ADULT SEAT SIZES ONLY

TILT WILL BE LIMITED TO 45° WHEN USING VENT APPLICATIONS - WEIGHT CAPACITY IS REDUCED TO 250 LBS⁽²⁴⁾

MANUFACTURER	AVAILABLE BASES FOR VENT TRAYS
	TDX-SP ⁽³³⁾ , TDX-3,4,5 ⁽³⁰⁾ , 3G Storm, M91 & M71*
	6000, 600 & 1402
	Pulse, S646 and Rhythm

*M71 CLIENT WEIGHT CAPACITY REDUCED TO 125LBS WITH VENT.

- TRx Vent Tray - Articulating (Without Battery Tray) . . . \$1,350
 - Horizontal (14W X 15D X 10H)
 - Vertical (14.625W X 10.125D X 13H)
- TRx Vent Tray - Gimbal (Pendulum Style) . . . \$1,350
(14W X 15D X 10H) - (Without Battery Tray)
- ADD: Battery Tray . . . \$500
(N/A on M71, 614 & R-4000 power bases and Storm with 16.75" STF)
Select: Group 22 Battery⁽³⁴⁾ U1 Battery 40 amp Battery⁽²⁷⁾
- ADD: Step Down Converter . . . \$500
-converts 24V to 12V

COMPACT-LAPTOP VENTS⁽²⁵⁾⁽²⁶⁾⁽³³⁾ - ADULT SEAT SIZES ONLY

- TRx Vent Tray (Without Battery Tray) . . . \$1,350
- TRx Vent Bag Holder - Articulating -without battery tray . . . \$990
- TRx Vent Bag Holder - Non Articulating (Without Battery Tray) . . . \$525
- ADD: Battery Tray . . . \$500
(N/A on M71, 614 & R-4000 power bases and Storm with 16.75" STF)
Select: Group 22 Battery⁽³⁴⁾ U1 Battery 40 amp Battery⁽²⁷⁾
- ADD: Step Down Converter . . . \$500
-converts 24V to 12V

O2 HOLDERS - ADULT SEAT SIZES ONLY

- Non-Articulating O² Gas Holder (Cylinder Style) . . . \$895
- Articulating O² Holder⁽²⁸⁾ . . . \$1,250
Please Select One:
 - O² Gas (Cylinder Style) Liquid O² (6.5" x 4.5")

BATTERIES

- MK U1 Battery (MU-1 SLD G) Each
Quantity () (HCPCS code E2365) . . . \$140
- MK GROUP 22NF Battery (M22NF SLD G) Each
Quantity () (HCPCS code E2361) . . . \$173
- MK GROUP 24 Battery (M24 SLD G) Each
Quantity () (HCPCS code E2363) . . . \$215
- MK GROUP 34 Battery (M34 SLD G) Each
Quantity () . . . \$215
- MK GROUP 40 Battery Each
Quantity () . . . \$173

INSTALLATION

- Installation by Motion Concepts⁽²⁹⁾ . . . N/C
- Dealer Installation (Subject to approval)⁽³¹⁾ . . . (\$100)

Total Retail Value \$ _____

NOTES

- 1 Seat-to-floor height is measured at the front of the seat pan based on a standard seat size. Seat to floor heights may vary +/- .25" dependent on conditions of the power base and on seat depths greater than 18". Suspension castors may affect seat-to-floor height up to an additional .5"-1".
- 2 Systems are designed for use with a 2"-3" cushion.
- 3 Back angle is adjustable from -85° to 105° degrees in 5 degree increments.
- 4 Total degrees of recline is 174° ie: if 30° degrees of precline is used, then 144° degrees of recline will be available.
- 5 This option is not available with a vent tray.
- 6 These systems are not available over 20" wide by 20" deep and increase seat to floor height. Elevating systems use 2-22NF batteries. Group 24 batteries are available for the TDX and TDX-SP upon request.
- 7 RFQ required for this seat size on M71, 1103, 1107, 1113 ATS.
- 8 We highly recommend a 3G - Long base for optimal maneuverability
- 9 3G - Long base must be used for these seat depths.
- 10 This back height is not recommended with Recline Systems, please call for further details. Power Sliding Back (PSB) is not available on these back heights.
- 11 Included with all Recline Systems when no back is selected. May also be used as an interface for after market backs.
- 12 Not available with Recline/ESR or Recline/PSB.
- 13 This option allows the back angle to adjust from 90° to 110° in 5° increments.
- 14 When using these arms with **endomorph or mesomorph canes** the lowest arm setting is 13.5". When omitting the back there may be compatibility issues when using certain aftermarket back and/or lateral options.
- 15 Laterals are not available with the MaTRx PB Backs.
- 16 Standard front rigging will only be provided when specified. Please provide or order separately from manufacturer.
- 17 Includes a flip up foot platform or footplates. May increase seat-to-floor height.
- 18 90° front rigging will collide with front casters on the Storm 3G.
- 19 The increased weight of this option reduces the weight capacity by 20 lbs on the M71.
- 20 Under normal usage Power Legrest actuators tend to be louder than Tilt/Recline Actuators and increase seat to floor height.
- 21 Individual legs count as two functions.
- 22 Heavy duty durable construction (4.5lbs ea.).
- 23 Non-reversing relays.
- 24 Must order an Enhanced control box.
- 25 Vent trays are not standard configuration on Elevating or Precline Systems or with Single Post Backs - Please request a quotation. Aggressive driving conditions may cause the Vent to oscillate on the TDX base. Vents not standard on the 3G Storm Short Base with Gearless Brushless Motors. Please call for RFQ. Not available with welded transport brackets on the TDX-3, TDX-4, TDX-5. Please see footnote #29.
- 26 55° of tilt and a 300 lb weight capacity is available when using a Compact - Lap Top Style vent.
- 27 Not available on M71 and Storm seat depths below 17".
- 28 Articulating O² holders are not standard configuration on Precline Systems, please call for quotation.
- 29 Batteries may be required at time of installation, please call to confirm.
- 30 When ordering a vent tray for the TDX-3, TDX-4, TDX-5, the base must be ordered with a battery tray for (3) 22NF batteries if the base is ordered transport ready.
- 31 Elevating seat systems must be installed by Motion Concepts.
- 32 Must order the Group 24 battery tray for the TDX-SP, which will utilize Group 22 batteries to accommodate the lateral tilt module.
- 33 TDX-SP base must have the TRO(Transport ready option) if utilizing a vent and elevating seat module.
- 34 Group 22 batteries are not available on the TDX-SP when utilizing a vent tray and seat elevator. Group 22 batteries are not available on the Pulse base.