



# TRx ULTRA-Low Power Positioning System

## US PRICE LIST AND ORDER FORM

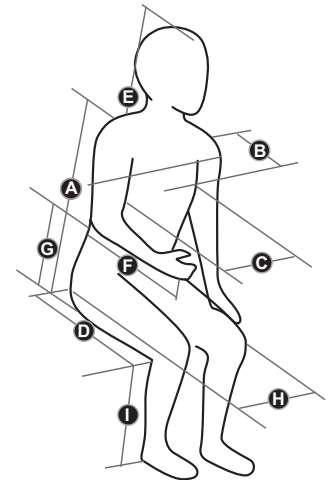
Effective March 2009



Date of Order: \_\_\_\_\_  
 Dealer Name: \_\_\_\_\_  
 Dealer Account #: \_\_\_\_\_  
 PO #: \_\_\_\_\_  
 Base MFR. PO #: \_\_\_\_\_  
 Tag: \_\_\_\_\_  
 Purchasing Contact: \_\_\_\_\_  
 Phone: \_\_\_\_\_ Fax: \_\_\_\_\_  
 RTS/Therapist: \_\_\_\_\_  
 Ship to Address: \_\_\_\_\_  
 City: \_\_\_\_\_ State: \_\_\_\_\_ Zip: \_\_\_\_\_  
 Client Info: Gender: \_\_\_\_\_  
 Special Client Conditions: \_\_\_\_\_  
**250-300 lbs weight limit. Dependent on weight capacity of the power base.**

To ensure system is accurately configured please fill in all required measurements.

Client Height:	
Client Weight (lbs):	
<b>A.</b> Seat to Shoulder:	
<b>B.</b> Trunk Depth:	
<b>C.</b> Chest Width:	
<b>D.</b> Knee to Back:	
<b>E.</b> Seat to Top of Head:	
<b>F.</b> Elbow to Hand:	
<b>G.</b> Seat to Elbow:	
<b>H.</b> Hip Width:	
<b>I.</b> Knee to Heel:	
Cushion Thickness:	



### INVCARE

#### BASE TYPE SELECTION

- FDX** Select STF<sup>(1)</sup>: 17" 18" 19"
- TDX SI2\*** Select STF<sup>(1)</sup>: 17.50" 18.50" 19.50"  
\*TDX SI2 weight capacity 250lbs  
 (Through Joystick option not available on TDX SI2)
- TDX SI** Select STF<sup>(1)</sup>: 17.50" 18.50" 19.50"
- TDX SR** Select STF<sup>(1)</sup>: 17.50" 18.50" 19.50"
- TDX SC\*** Select STF<sup>(1)</sup>: 16.75" 17.25" 18.25"  
\*TDX SC weight capacity 250lbs
- TDX SP** Select STF<sup>(1)</sup>: 17.50"\* 18.50" 19.50"  
 Select TDX-SP Battery Tray Group 22 Group 24  
\*This STF is not available when using Invacare's Transport Ready kit.
- 3G Storm** Select STF<sup>(1)</sup>: 16.75"\* ^ .....\$250  
 Select STF<sup>(1)</sup>: 18" ^ 19" 20"  
 Arrow  Torque  RangerX

\* Requires custom battery tray modification and is not available with elevating seat. If using GB motors and Easy-Lock upcharge is \$500.00 ^ This STF is not available when using a vent tray due to battery terminal clearance.

- M91** Select STF<sup>(1)</sup>: 17.75" 18.75" 19.75"
- M71\*** Select STF<sup>(1)</sup>: 17.75" 18.75" 19.75"  
\*M71 weight capacity 225 lbs
- M51\*** Select STF<sup>(1)</sup>: 18.25" 19.25" 20.25"  
\*M51 weight capacity 250lbs Select:  4 Post  Single Post

#### ELECTRONICS

- Mark 6 Select: SPJAP^ SPJ-CC MPJ NE
- Mark 5 NX™80/SPJ-80^ or EX Controller
- Select: DPJ MPJ ^ For separate switch control only
- Select Drive: Right Left Specialty Control\*
- \*Please specify: \_\_\_\_\_

#### OTHER INFORMATION

- Short Base  Long Base  Heavy Duty  G-Trac Module
- 4 Pole Motors  2 Pole Motors  Suspension Casters/ Shock forks  GB Motors
- Transport Ready Option:  Yes  No

### QUANTUM

#### BASE TYPE SELECTION

- Q6 Edge** Select STF<sup>(1)</sup>: 17.25" 18.25"
- 6000/Z** Select STF<sup>(1)</sup>: 16.75"\* .....\$250  
 Select STF<sup>(1)</sup>: 17.5" 18.5" 19.5"  
\* Requires group 34 batteries and this STF is not available with the elevating seat module.
- 600** Select STF<sup>(1)</sup>: 17.25" 18.25" 19.25"
- 1400**  **1402**  
 Select STF<sup>(1)</sup>: 17.5" 18.5" 19.25"
- 610** Select STF<sup>(1)</sup>: 16.75" 17.75"
- 614** Select STF<sup>(1)</sup>: 17.25" 18.25" 19.25"
- 1107\*^** Select STF<sup>(1)</sup>: 15.75" 16.75" 17.75"  
\*1107 weight capacity 250 lbs  
 ^ VSI electronics are not compatible you must upgrade to P & G or Q-Logic.
- 1113 ATS** Select STF<sup>(1)</sup>: 16.5" 16.75" 17.5"  
\*1113 ATS weight capacity 250 lbs
- 1103 Ultra** Select STF<sup>(1)</sup>: 16.5" 17.5"  
\*1103 weight capacity 250 lbs
- R-4000** Select STF<sup>(1)</sup>: 17" ^ 17.5" ^ .....\$250  
 Select STF<sup>(1)</sup>: 18" 18.5" 19"  
^ Group 34 batteries required, power legs and elevating seat module not available on this STF height.

#### ELECTRONICS

- VSI  6-Key  7-Key  VSI Integral 4-key  P&G  R-Net
- Q-Logic NE+ ^  Q-Logic 4-Key  Q-Logic 6-Key
- VR2 4-Key  VR2 6-Key (^ Not compatible with 1/4 reduced drive)
- Select Drive:  Right  Left  Specialty Control\*
- \*Please specify: \_\_\_\_\_

Please note that the HCPCS codes indicated on this order form are our interpretation of the new codes and how we believe our products should be coded. The individual DMERCs will determine if our interpretation is appropriate and whether or not items coded will be accepted or denied. Motion Concepts cannot guarantee that use of the designated codes will ensure coverage or payment. Contact the insurer to confirm compliance with coding and coverage policy.

### QUICKIE

#### BASE TYPE SELECTION

- QM-710** Select STF<sup>(1)</sup>: 17.75" 18.75" 19.75"
- Pulse** Select STF<sup>(1)</sup>: 16.50" 17.50" 18.50"
- Rhythm** Select STF<sup>(1)</sup>: 18.25" 19.25" 20.25"
- F11** Select STF<sup>(1)</sup>: 17.75" 18.75" 19.75"
- M11®** Select STF<sup>(1)</sup>: 16.25" 17.25" 18.25"
- S525** Select STF<sup>(1)</sup>: 18" 19" 20"  
 Select:  Standard Width(18")  Wide Width (20")
- S636**  **S646** Select STF<sup>(1)</sup>: 17.75" 18" 19"  
 Suspension Casters/Shock forks on base
- P222**  **P220** Select STF<sup>(1)</sup>: 18.75"

For P222/P220 and S646/S636 Bases select:  
 Frame Size (14"-18")\* Order this size for Motion 16"-18" seat widths  
 Frame Size (19"-20")\* Order this size for Motion 16"-20" seat widths

Please specify the frame size to Sunrise when ordering\*\* On P220/P222 Base - The harness (#139460) is required with the base for installation of the seating system when using VSI electronics. On S525 Base - The harness (#910149) is required with the base for installation of the seating system when using VSI electronics.

#### ELECTRONICS

- Qtronix  VSI 6-key  Delphi
- Select Joystick:  QR\*  QC  R-Net
- \* You must select QR to run the functions through the joystick.
- Select Drive:  Right  Left  Specialty Control\*
- Please specify: \_\_\_\_\_



#### BASE TYPE SELECTION

- Compass TRO Select STF<sup>(1)</sup>: 17.5" 18.5" 19.5"
- Select Drive:  Right  Left  Specialty Control\*
- \*Please specify: \_\_\_\_\_

**"RFQ" = Request For Quotation** - Please call customer service at 1-888-433-6818 and/or fax 1-888-433-6834

**SYSTEMS<sup>(2)</sup> MUST SELECT ONE SYSTEM**

*Includes seat pan, back pan, armrests, arm pads, fixed front rigging, electronics and standard switch controls*

**TRx Ultra Low CG Tilt Only System (55°)**(HCPCS code E1002)  
 .....\$5,120

**TRx Ultra Low CG Tilt (55°) and Power Recline (174°) System** (HCPCS code E1006)  
 For Adult Seat Sizes 16"-21" wide .....\$8,115  
 For Pediatric Seat Sizes 11"-15" wide .....\$8,365

**TRx Ultra Low CG Tilt(55°) and Power Recline (158°) System with High Pivot Mechanical Shear Reduction (HPMSR)** (HCPCS code E1007)  
 For Adult Seat Sizes 16"-21" wide .....\$8,350

**TRx Ultra Low CG Tilt (55°) and Power Recline (174°) System with Extended Shear Reduction (ESR)**  
 (HCPCS code E1007)  
 For Adult Seat Sizes 16"-21" wide .....\$8,950  
 For Pediatric Seat Sizes 11"-15" wide .....\$9,245

**TRx Ultra Low CG Tilt(55°Tilt) and Power Recline (174°) System with Synchronized Power Sliding Back (PSB)**  
 (HCPCS code E1008) (Required 2-5 function Enhanced Electronics)  
 For Adult Seat Sizes 16"-21" wide .....\$9,115  
 For Pediatric Seat Sizes 11"-15" wide .....\$9,365

**TRx Recline Only System, Elevate Only System and Uplift System with Synchronized Back and Foot Platform** (separate order form)

**MODULES MUST SELECT TRx SYSTEM-TO ADD MODULES**

**Adjustable High-Pivot Back Module for Recline Systems\***  
 .....\$1,250  
 Pivot Point Adjustment Range  8"-11"  12"-16"  
 \*Not available on High Pivot Shear Reduction systems.

**TRx Recline Body Fit System** (Minimum back widths of 16") . . . . \$995  
 (This option allows the seat back to be narrower than the seat pan. For example an 18" back pan width with a 20" seat width is accomplished by selecting "2" Narrower" option.)  
 2" Narrower  4" Narrower

**TRx 30° Anterior Tilt Module\*\*** . . . .Suggested Retail \$3,995  
 .....RFQ Required

**10° Anterior Tilt Assist\*\*** . . . .Suggested Retail \$750  
 .....RFQ Required  
 \*\*This module increases seat-to-floor height and limits front rigging options.

**5° Anterior Assist\*\*** . . . . N/C  
 .....RFQ Required  
 \*\*This option increases seat-to-floor height by approximately 1.5"-2" minimum  
 Please call for confirmation. 90° front rigging is not available.

**5° Pre-Tilt~** . . . . N/C  
 ~This option increases seat-to-floor height by approximately 1.5"-2" minimum  
 Please call for confirmation.

**MODULES MUST SELECT TRx SYSTEM-TO ADD MODULES**

**TRx Lateral Tilt Module (up to 15°)**<sup>(32)(36)</sup> Suggested Retail \$3,995

Seat to floor heights start at from 20" depending on base .RFQ Required

**TRx 30° Precline Module<sup>(4)</sup>** only available with Recline . . \$500  
 (HCPCS code K0108)

**TRx 8° Precline Module<sup>(4)</sup>** only available with Recline . . . .N/C  
 (HCPCS code K0108)

**TRx Manual Recline (135°)** (Attendant operated only) . \$2,000  
 (HCPCS code K0108)

**TRx Single Post Angle Adjustable Fold Down Back<sup>\*(5)(37)</sup>**  
 (Folds Flat) . . . . .N/C

**TRx Single Post Manual Recline Back(150°)<sup>\*(5)</sup>** . . \$1,200  
 (This back does not fold down)  
 Attendant Control Lever . . . . .STD  
 Remote Release Lever . . . . . \$50

(\*Select Standard Rehab, Contour Back, High Back or Interface plate on page 3 under Back Options)

**ELEVATING SEAT SYSTEMS**

ELEVATING MODULES NOT AVAILABLE ON M71, M51 1107, 1103, 614, M11 or COMPASS POWER BASES

**TRx Elevating Seat Module<sup>(6)(33)</sup>** Select:

7" Elevation - 225lbs max. . . . . \$1,895

6" HD Elevation - 280lbs max. . . . . \$2,250

Seat to floor heights start at from 18.75"-19.5" depending on base<sup>(1)</sup>, see STF chart.

**TDX SP, SR, STORM, F11 RHYTHM, 610, 600 AND 6000, QM-710**  
 (lower STF elevating module)

6" Elevation - 225lbs max. . . . . \$2,250

Seat to floor heights start at from 17.75"-18.5" depending on base<sup>(1)</sup>, see STF chart

**600,610 and 6000 POWER BASE ONLY**(lower STF elevating module)

5" Elevation - 225lbs max. . . . . \$2,250

Seat to floor heights for 610 and 6000 is 17"<sup>(1)</sup>, 600 is 17.5"<sup>(1)</sup>.

**TRx Ultra Lift Module<sup>(6)</sup>** (Scissor Mechanism)

10" Elevation - 250lbs max. . . . . \$2,995

Seat to floor heights start at from 19.25"-22" depending on base<sup>(1)</sup>, see STF chart

**ULTRA LIFT MODULE IS AVAILABLE ON FDX, TDX SP, TDX SR, TDX SC, STORM, Q6000/Z/XL, EDGE & R4000. THE Q614 IS AVAILABLE THROUGH RFQ.**

- Uses manufacturer's stock battery tray.

- We recommend Group 24 Base with TDX-SP for lowest seat-to-floor height

**BATTERY TRAYS FOR ELEVATING SEAT SYSTEMS\***

\*A standard tray will be provided to accommodate minimum battery size applicable- N/A on Ultra Lift module

Battery Tray Modification for TDX-SP, TDX-SR, TDX 3,4,5,S torm 3 & Q6000/Z to allow for Two(2) Group 24 Batteries . . . . . \$225

Battery Tray Modification for Q6000 (5" Elevating Seat Options)  
 (Group 34 batteries required) . . . . . \$225

Battery Tray for Two(2) Group 24 Batteries P220/P222 Only N/C

(Group 22 Batteries are required on elevating modules unless an above option is selected)

Dealer Name: \_\_\_\_\_

Dealer Account Number: \_\_\_\_\_

PO #: \_\_\_\_\_

Tag: \_\_\_\_\_

"RFQ" = Request For Quotation - Please call customer service at 1-888-433-6818 and/or fax 1-888-433-6834

**SEAT SPECIFICATIONS**

**Adult Seat Width**

- 16"  17"  18"  19"  20"  21" <sup>(7)</sup>  
 22" <sup>(7)</sup> .....\$595

**Adult Seat Depth**

- 15"  16"  17"  18"  19" <sup>(8)</sup>  20" <sup>(9)</sup>  21" <sup>(7)(9)</sup>  
 22" <sup>(7)(9)</sup> .....\$595

**Pediatric Seat Width** (Standard with Pediatric Seat depths)

- 11"  12"  13"  14"  15"

**Pediatric Seat Depth** (Standard with Pediatric Seat widths)

- 11"  12"  13"  14"

- Combination Adult and Pediatric Seat Width/Depth and Seat depths 23+ ...RFQ Required**

**SLING SEAT OPTIONS**

- Sling Seat** .....\$950  
 (Seat to floor height will increase by 1/4" in center and 1" at side frames)

**SEAT CUSHION OPTIONS**

- MaTRx-PS Seat Cushion 16"w-20"w (HCPCS Code E2605) \$345  
 Kid-ab-ra Seat Cushion 11"w-14"w(HCPCS Code E2607) . \$425  
 MaTRx-Vi Seat Cushion 14"w-20"w (HCPCS Code E2607) . \$425  
 MaTRx-Vi Seat Cushion 21"w-22"w (HCPCS Code E2608) . \$475  
 MaTRx-Flo-Tech Cushion 15"w-22"w(HCPCS Code K0734) \$475  
 "ON-CHAIR" Cushion Credit .....(\$90)

**FABRIC OPTIONS FOR CUSHIONS**

- Onyx Fabric Upgrade for MaTRx-Vi or PS Cushion . . \$100  
 Fusion Fabric Upgrade for MaTRx-Vi Cushion . . . . \$100  
 Vinyl Fabric Upgrade for MaTRx-Vi Cushion . . . . . \$50

**SLING BACK OPTIONS**

- TRx Sling Back for Tilt Systems .....\$750  
 TRx Sling Back for Recline Systems\* .....\$1250

\*Not available on Recline with ESR, PSB or HPMSR

**FINISHED BACK HEIGHT\***

**Measured from seat pan to top of back shell**

- 18" <sup>(10)</sup>  19" <sup>(10)</sup>  20"  21"  22"  23"  24"  25"  
 26"  27"  28"  29"  30"  31"  32"  33"  
 34"  35" \* Comes with standard cane height

**NOTE WHEN CHOOSING MaTRx Backs**  
 4" Gap recommended for Tilt systems to allow for the seat cushion.  
 6" Gap required for systems with Recline/ESR or PSB  
 \* PB Backs are not available with the Precline Module.

**TILT ONLY BACK CANE SPECIFICATIONS**

**Select Back Cane Height<sup>(9)</sup> - Measured from Seat pan to top of back cane**

- 18"  22"  24" .....N/C

Select Back Cane Angle  76°  79°  86°  96°  101°  112°  116°

- Custom Cane Height Specify \_\_\_\_\_ .....\$250

- Angled (5°)Tilt Back Canes<sup>(13)</sup> .....N/C

Select Back Cane Angle  81°  84°  91°  101°  106°  117°  121°

- Endomorph Back Canes Select:  1"  2"  4" Narrower N/C

- Mesomorph Back Canes\* Select:  1"  2"  4" Wider . \$250

\*TRX- Height & Angle Adjustable Cantilever Flip Back Armrests are required and included

- 8° Mid- Angle Tilt Back Canes<sup>(13)</sup> .....\$250

- 18"  22"  24"

**BACK OPTIONS**

- TRx Rehab Back and Back cushion  
 Finished height from 18" to 25" .....N/C  
 Finished height from 26" to 35" .....\$450  
 MaTRx Fabric Upcharge -for TRx Rehab back ..... \$100  
 Recessed planar interface plate<sup>(11)</sup> ..... N/C  
 I-Back interface plate *Select one:*  Flat  Recessed .. \$125  
 TRx Single Post Back interface plate<sup>(9)</sup> .....\$150  
 OMIT: Rigid Back Pan & Cushion<sup>(12)</sup> .....(\$75)  
 OMIT: Back Cushion Only .....(\$25)

**UPGRADEABLE BACK OPTIONS**

- MaTRx Contour Back** (HCPCS Code E2613) .....\$495  
 (For Systems 15"-21" wide under 300lbs)  
 Specify actual back height dimension:  12"  15"  17"  21"
- MaTRx Contour Back** (HCPCS Code E2614) .....\$595  
 (For Systems 22" wide under 300lbs)  
 Specify actual back height dimension:  15"  17"  21"
- MaTRx High Back** (HCPCS Code E2620) ..... \$595  
 (For Systems 16"-21" wide under 300lbs)  
 Specify actual back height dimension:  17"  20"  22"  25"
- MaTRx PB Elite Back** (HCPCS Code E2620) .....\$625  
 (For Systems 12"-20" wide under 300lbs)  
 Specify actual back height dimension:  
 10"  12"  14"  14"\*  16"  18"  20"  
 (\*14 high only available in 12, 13 and 14" seat widths)
- MaTRx PB Elite "Full" Back** (HCPCS Code E2620) .....\$625  
 (For Systems 16"-20" wide under 300lbs)  
 Specify actual back height dimension:  20"
- MaTRx PB Elite Deep Back** (HCPCS Code E2620) .....\$760  
 (For Systems 12"-20" wide under 300lbs)  
 Specify actual back height dimension:  12"  16"  18"  20"
- MaTRx PB Back (5" Contour)** (HCPCS Code E2615) . . . . \$625  
 (For Systems 14"-20" wide under 300lbs)  
 Specify actual back height dimension:  12"  16"  20"
- MaTRx PB Deep Back (7" Contour)** (HCPCS Code E2615) \$645  
 (For Systems 14"-20" wide under 300lbs)  
 Specify actual back height dimension:  12"  16"  20"

**"RFQ" = Request For Quotation** - Please call customer service at 1-888-433-6818 and/or fax 1-888-433-6834

**UPGRADEABLE BACK OPTIONS - CONTINUED**

- MaTRx PB Heavy Duty Back (5" Contour)** . . . . . \$835  
(For Systems 20"-22" wide and over 300lbs)  
(HCPCS Code E2615 for 20" width & HCPCS Code E2616 for 22" width)  
Specify actual back height dimension:  16"  20"
- MaTRx PB Heavy Duty Deep Back (7" Contour)** . . . . . \$935  
(For Systems 20"-22" wide and over 300lbs)  
(HCPCS Code E2615 for 20" width & HCPCS Code E2616 for 22" width)  
Specify actual back pan dimensions:  16"  20"
- "ON-CHAIR" Matrix Back Credit** . . . . . (\$125)
- Onyx Fabric Upgrade**  Contour Back  High Back . . . . . \$100
- Fusion Fabric Upgrade**  Contour Back  High Back . . . . . \$100

**HEADRESTS & MOUNTING HARDWARE**

- Headrests with Fixed Mounting Hardware** (HCPCS code E0955)
- Concepts Standard Headrest . . . . . \$295
  - Stealth All Positioning Headrest Large (AP485) . . . . . \$242
  - Stealth All Positioning Headrest X-Large (AP585) . . . . . \$242
  - Nino Comfort Plus 6" (CPN350) . . . . . \$242
  - Stealth Comfort Plus 8" (CP450) . . . . . \$242
  - Stealth Comfort Plus 10" (CP250) . . . . . \$242
  - Stealth Comfort Plus 14" (CP150) . . . . . \$242
  - Onyx Auto Style Headrest - Straight Mounting available only . . . \$350
- Headrest Swing Aways and Mounts - Pad not included**(HCPCS code E1028)
- Concepts Detachable Mounting Hardware . . . . . \$200
  - Stealth's World's Best Headrest Hardware (TWB485) . . . \$220
  - OMIT: Headrest** . . . . . N/C

**ARMRESTS**

- Adult Dual Post Adjustable Height\*** (Single Button Release) .STD  
 Add Quick Height Adjustment Lever (pair) . . . . \$250  
Select Size:  (9.75"-12.75")  (12.75"-15.75")  (15.75"-18.75")  
Select :  Flat pouch  Glove Boxes  
(\* Not Available with Mesomorph Back Canes)
- Reclining Adjustable Height**  (9.5"-13")  (13"-16") . .STD
- High Pivot Mechanical Shear Recline Adjustable Height**  
Adjustment range 11"-16" (HPMSR Recline Only) . . . . .STD
- Add: OutBack Arm Option** (each) Specify: Right  Left  \$195  
Select:  Tilt  Recline (NA on High Pivot Mechanical Shear Recline)  
(Allows outward rotation while flipping back armrest)
- Pediatric Adjustable Height**  Tilt  Recline . . . . . N/C  
Select Size:  S (6"-7.5") \*This size only available with recline armrests  
 M (6.75"-8.25")  L (8.25"-9")  
 Custom Range 8.5"-18.5" (Dealer to modify)
- TRx Height & Angle Adjustable Cantilever Flip Back Armrests** (Minimum armrest height is 9.5")\*(14)  
(\*Not Available with a Single Post Back - No charge option with Mesomorph canes)  
Select :  Tilt  Recline  High Pivot Recline (pair) . . . . \$250  
 Add: Quick Lock Mechanism ^ (each) . . . . . \$75  
(^ When using this feature on the High Pivot Mechanical Shear lowest armrest height is 11")
- 1" Offset Armrest Spacer** (pair) . . . . . \$250  
(Allows seat width to increase by 2")
- 1/2" Offset Armrest Spacer** (pair) . . . . . \$250  
(Allows seat width to increase by 1")

**POWER ARMRESTS AND TRANSFER OPTIONS**

- Power options require enhanced electronics and an additional function control  
- Weight capacity is 200 lbs  
- Only available on Adult Dual Post Armrests  
- Call for RFQ when using an Elevating Seat Module and for weight

- TRx Power Transfer Armrest** . . . . . \$1,995  
Select  Right or  Left
- TRx Manual Transfer Armrest** . . . . . \$995  
Select  Right or  Left
- TRx Power Flip Back Dual Post Armrest** . . . . \$1,995  
Select  Right or  Left

Power Armrests and Transfer options are not available with Mesomorph back canes

**ARMPADS**

- Standard Pads-** . . . . . STD  
Select: Full (2.25"x14")  Left  Right  
Desk (2.25"x10")  Left  Right
- Waterfall Arm Pads-(Pair)** . . . . . \$35  
Select: Full (2.25"x14")  Left  Right  
Desk (2.25"x10")  Left  Right
- Flat Pads- (Pair)** . . . . . \$55  
Select: Full (3"x14")  Left  Right  
Desk (3"x10")  Left  Right
- Gel Pads- (Pair)**  
Select: Narrow (2"x12")  Left  Right . \$150  
Wide (3.5"x12")  Left  Right . \$150  
Long (3.5"x14")  Left  Right . \$180
- Ergonomic Arm Trough - LEFT** (4.5"x13") . . . . . \$85  
(HCPCS Code E2209)
- Ergonomic Arm Trough - RIGHT** (4.5"x13") . . . . . \$85  
(HCPCS Code E2209)
- Flat Hand Pad - LEFT** (4.5"x5") (HCPCS Code K0108) . . . . \$55
- Flat Hand Pad - RIGHT** (4.5"x5") (HCPCS Code K0108) . . . . \$55
- Ergonomic Mounting Hardware for Otto Bock (EMO)at Hand Pad** (to mount Otto Bock hand pad) . \$55
- OMIT: Armpads** (7/8" diameter tube) . . . . . (\$25)  
Select: Full size (14")  Left  Right  
Desk size (10")  Left  Right
- Horizontal Armpad Extensions (each)** Quantity ( ) . \$75  
Select:  3"  4.375"  7"

**ARMPADS ACCESSORIES**

- TRx Arm Pad Storage/Cup Holder**  LEFT  RIGHT\* \$175  
\*Not available on the same side as the joystick is mounted
- TRx Elbow Block RIGHT** (prevents arm from slipping off) . . . . \$195  
Select Pad Size:  
 XS(3.25"x4.25")  S(3.5"x5.25")  M(3.75"x5.75")  L(4.25"x6.5")  
Select Extension Vertical:  S(3")  L(5") Horizontal:  S(5")  L(7")
- TRx Elbow Block LEFT** (prevents arm from slipping off) . . . . \$195  
Select Pad Size:  
 XS(3.25"x4.25")  S(3.5"x5.25")  M(3.75"x5.75")  L(4.25"x6.5")  
Select Extension Vertical:  S(3")  L(5") Horizontal:  S(5")  L(7")
- Stealth Swing-Away Elbow Support - RIGHT** . . . . \$290  
Select Pad Size:  S(3" x 3")  M(4"x4")  L(3"x 10")

"RFQ" = Request For Quotation - Please call customer service at 1-888-433-6818 and/or fax 1-888-433-6834

**ARMPADS ACCESSORIES - CONTINUED**

- Stealth Swing-Away Elbow Support - LEFT . . . . . \$290  
Select Pad Size: S(3" x 3") M(4"x4") L(3"x 10")
- Multi Axis Upper Extremity Support (MACES) (each) . . . \$225
  - Mechanical locking bolt . . . . . STD
  - Quick Adjustment Lever . . . . . N/C
  - Allows rotation of the armpad
- Multi Purpose Arm Pad Adapter Block (each) Quantity ( ) . . . . . \$35  
(Allows hard mounting & positioning of standard pads or other manufacturer's arm pads. Adapter allows square mounting on round tubes)

**FIXED LATERALS - FOR MATRIX PB ELITE AND MATRIX PB ELITE FULL BACKS**

- Standard Fixed LEFT - PBLS-L (HCPCS code E0956) . . . . . \$100  
Select pad :  Standard (7.5" x 5")  Small (5.5"x3")
- Standard Fixed RIGHT - PBLS-R (HCPCS code E0956) . . . . \$100  
Select pad :  Standard (7.5" x 5")  Small (5.5"x3")
- Offset Fixed LEFT - PBOL-L (HCPCS code E0956) . . . . . \$110
- Offset Fixed RIGHT - PBOL-R (HCPCS code E0956) . . . . . \$110

**SWING AWAY LATERALS - FOR MATRIX PB ELITE AND MATRIX PB ELITE FULL BACKS**

- Lateral Trunk Support Left pad (each) (HCPCS code E0956) . . \$100  
Select Size:  
XS(3.25"x4.25") S(3.5"x5.25") M(3.75"x5.75") L(4.25"x6.5")
- Lateral Trunk Support Right pad (each) (HCPCS code E0956) \$100  
Select Size:  
XS(3.25"x4.25") S(3.5"x5.25") M(3.75"x5.75") L(4.25"x6.5")

**SELECT SWING AWAY HARDWARE TO CONVERT ABOVE:**

- Elite Back Swing Away Hardware
  - LEFT (HCPCS code E1028) . . . . . \$195
  - RIGHT (HCPCS code E1028) . . . . . \$195
- Offset Elite Swing Away Hardware
  - LEFT (HCPCS code E1028) . . . . . \$195
  - RIGHT (HCPCS code E1028) . . . . . \$195

**LATERALS<sup>(15)</sup> - FOR ALL OTHER BACKS (EXCLUDING MATRIX PB ELITE AND PB BACKS)**

- TRx Lateral Trunk Support with Fixed Mounting LEFT  
Pad Size: XS(3.25"x4.25") S(3.5"x5.25") M(3.75"x5.75") L(4.25"x6.5")  
Select Offset 0"-3" 3"-6"  
(HCPCS code E0956) . . . . . \$100
- TRx Lateral Trunk Support with Fixed Mounting RIGHT<sup>†</sup>  
Pad Size: XS(3.25"x4.25") S(3.5"x5.25") M(3.75"x5.75") L(4.25"x6.5")  
Select Offset 0"-3" 3"-6"  
(HCPCS code E0956) . . . . . \$100
- Onyx Fabric Upgrade . . . . . \$100

**SELECT SWING AWAY HARDWARE TO CONVERT ABOVE:**

- TRx Swingaway Mounting Hardware
  - LEFT (HCPCS code E1028) . . . . . \$195
  - RIGHT (HCPCS code E1028) . . . . . \$195

Select Lateral Latch plate length: Right: Short (3.5") Long(5")  
Left: Short (3.5") Long(5")

**STEALTH LATERALS<sup>(15)</sup>**

- FMTWB-L Stealth Laterals<sup>†</sup> -Fixed (pair) . . . . . \$220  
Pad Size: S(3" x 5") L(4" x 6") (HCPCS code E0956)

**SELECT SWING AWAY HARDWARE TO CONVERT ABOVE:**

- TWB-L Stealth Adjustable Swingaway Hardware(pair) (HCPCS code E1028) . . . . . \$440

**HIP SUPPORTS**

- Lateral Hip Support Pad with Fixed Mounting LEFT . . \$120  
Select Size:  
 (5.5"W x 4"H)  (7"W x 6"H)  (9"W x 4"H)  (13"W x 4"H)  
(HCPCS code E0956)
- Lateral Hip Support Pad with Fixed Mounting RIGHT \$120  
Select Size:  
 (5.5"W x 4"H)  (7"W x 6"H)  (9"W x 4"H)  (13"W x 4"H)  
(HCPCS code E0956)

**Onyx Fabric Upgrade . . . . . \$100  
HARDWARE TO CONVERT ABOVE HIP SUPPORT TO REMOVABLE/SWINGAWAY HIP OR KNEE SUPPORTS**

- TRx Lift Off, Removable Hardware for Hip Supports
  - LEFT (HCPCS code E1028) . . . . . \$195
  - RIGHT (HCPCS code E1028) . . . . . \$195
- TRx Swingaway Removable Hardware for Hip Supports
  - LEFT (HCPCS code E1028) . . . . . \$215
  - RIGHT (HCPCS code E1028) . . . . . \$215

Select Mounting Position: Hip Knee or Both... Add \$215 per side

- Stealth Flip Down Lateral Knee Support
  - LEFT (HCPCS code E1028) . . . . . \$215
  - RIGHT (HCPCS code E1028) . . . . . \$215

**ADDITIONAL OPTIONS AND ACCESSORIES**

- TRx Concepts Back Pack - Single . . . . . \$125
- TRx Concepts Back Pack - Double . . . . . \$195
- Transfer Handles (Height Adjustable) . . . . . \$350  
Select: 4"-6.5"  
9"-11.5"
- D-Loops (set of 2) . . . . . \$250  
D-Loops increase the seat to floor height by 3/8"  
Not compatible with an Ultra Lift Elevating module on TDX-SP. If needed please be sure to order TDX SP base with the Transport Ready Option.
- Flip & Fold Away 1/2 Lap Tray (14"W x 10"D) . . . . . \$795  
(Only available with a flat arm pad)

Select Mounting\*: Left Right

\*Not available on the same side as the joystick is mounted

**LAP BELTS**

- Padded Lap Belt 2 point - BP-PLB2 (HCPCS code E0978) . \$120
- Padded Lap Belt 4 point - BP-PLB4 (HCPCS code E0978) . \$150

"RFQ" = Request For Quotation - Please call customer service at 1-888-433-6818 and/or fax 1-888-433-6834

**STANDARD FRONT RIGGING**

CALL TO CONFIRM ON SEAT SIZES BELOW 16"W X 16"D

Legrest Receivers Only .....STD

**\*\*Please Specify Front rigging to be used on TRx System <sup>(16)</sup>**

Fixed Center Mount Footplate Mount  70°  90° .N/C  
(Comes with tapered footplate 12" x 10.75" made of steel 1/8" thick with built in heel wells)

Seat pan to footplate:  S (9"-15")  L (16"-21") Set at \_\_\_\_\_

OR

Action 70° Swingaway Footrests (Pair)\* .....N/C  
- includes composite footplates

\*Not covered by Motion Concepts Lifetime warranty

**POWER CENTER MOUNT FOOT PLATFORM OPTIONS**

\*\*\*CENTER MOUNTS ARE RESTRICTED TO SEAT DEPTHS 17" AND GREATER\*\*\*\*

MUST BE COMPLETED	Measurement in Inches
Knee to Heel:	
Cushion Thickness: (Subtract)	
Cushion Compression:(Add)	
Seat Pan to Footplate:(Total)	

**NEW**  LNX Power Center Mount Foot Platform<sup>(17)(19)</sup>  
(HCPCS code K0108) .....\$2,795

- 13"-19" unlimited adjustability
- Standard with one piece maleable calf panel
- Comes with a 12" x 10.75" footplate made of durable aluminum 1/4" thick
- 8" of anti-shear extension

Add:  Individual Calf pads for LNX Foot Platform .....\$200

CMB Belt Drive Center Mount Articulating Foot Platform<sup>(17)(19)</sup>  
(HCPCS code K0108) .....\$2,595

- Seat pan to footplate: - select one:
- Short 9"-11"- 3.5"-5" adjustable articulation
  - Medium 11"-15"- 3.5"-7" adjustable articulation
  - Long 14.5"-21"- 5"-7" adjustable articulation
  - Standard with one piece calf pad
  - Comes with a 12" x 10.75" footplate made of durable aluminum 1/4" thick

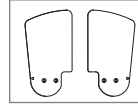
Add:  Individual Calf pads for CMB Belt Drive .....\$275

CMX Center Mount Articulating Foot Platform<sup>(17)(19)</sup>  
(HCPCS code K0108) .....\$2,995

- Seat pan to footplate: - select one:
- Short 14"-17"- 3"-5" articulation
  - Medium 15"-19"- 5"-7.5" articulation
  - Long 17"-21"- 5"-7.5" articulation
  - Standard with individual calf pads
  - Plantar flexion and dynamic calf support
  - N/A with one piece calf pad
  - Comes with a 12" x 10.75" footplate made of durable aluminum 1/4" thick

**POWER CENTER MOUNT FOOT PLATFORM OPTIONS**

Independent Elevating & Articulating Legrests  
(Center Mounted)<sup>(17)(19)(21)</sup> .....\$2,995



- Seat pan to footplate: 15"-21" (HCPCS code K0108)
- Footplate size: 6" x 11" each  
(Foot Shaped with heel loop)
- Seat depth must be greater than 17"

CMD Dual Actuator Center Mount Articulating Foot Platform<sup>(17)(19)</sup>

(HCPCS code K0108) .....Suggested Retail \$3,495  
(Minimum knee to heel 14" required) .....RFQ Required

- Provides independent control of the foot platform height
- 3"-6" of articulation and foot platform extension - based on seat to floor height and knee to heel measurement.
- Standard with one piece calf panel
- Comes with a 12" x 10.75" footplate made of durable aluminum 1/4" thick
- Requires 2-5 function electronics

**POWER FOOT PLATFORM OPTIONS**

Power Flip up Foot plate for LNX .....Suggested Retail \$1,995  
.....RFQ Required



- Available with one piece calf panel only
- Not available with finished knee-to-heel of 13" or less.
- Requires 2-5 function electronics

Vertical Lifting Foot Platform .....Suggested Retail \$3,995

Seat to floor heights start at from 18.75" depending on base

- Total range of lift is 11inches
- (Seat to floor 18.75" less 11" equals 7.75" of start and stop gap)

Please specify Start \_\_\_ & Stop \_\_\_ Position .....RFQ Required

- Requires 2-5 function electronics
- Must drive with 5° of pre-tilt
- 200 lb weight capacity

Power Telescoping Foot Platform .....Suggested Retail \$2,250

.....RFQ Required

- Comes with Adjustable 70°-90° Fixed Center Mount Foot platform<sup>(18)</sup>
- Does not elevate
- Powers lower leg length vertically

Power Elevating Fold Flat footplatform (Latitude Style)

(For knee to heel (seat pan to foot plate) measurements under 12")

.....Suggested Retail \$2,995  
.....RFQ Required

**POWER FRONT RIGGING OPTIONS**

TRx Swing Away Power Elevating Pivot Plus Legrests <sup>(20)</sup> \$2,750

(Includes Swing Away Receivers, Pivot Plus Legrests & Actuators - legs swing away manually)(HCPCS code E1010)

Select Receivers:  Straight  Flared outward 1"

Select Function:  Individual<sup>(21)</sup>  Combined  Synchronized W/Recline

Seat pan to footplate:  S (12"-16")  M (15"-19")  L (18"-21")

TRx Power Elevating Pivot Plus Legrests <sup>(20)</sup> .....\$2,490

(Includes Pivot Plus Legrests & Actuator)(HCPCS code E1010)

Select Function:  Individual<sup>(21)</sup>  Combined  Synchronized W/Recline

Seat pan to footplate:  S (12"-16")  M (15"-19")  L (18"-21")

Add: Power Actuator Quick Release .....\$350

**"RFQ" = Request For Quotation** - Please call customer service at 1-888-433-6818 and/or fax 1-888-433-6834

**POWER FRONT RIGGING OPTIONS-CONTINUED**

TRx Power Elevating AT5544 Elevating Legrests<sup>(20)</sup> . . . . \$1,990

(Includes AT5544 Legrests & Actuators)(HCPCS code E1010)

Select Function:  Individual<sup>(21)</sup>  Combined  Synchronized W/Recline

TRx Power Legrest Actuators (PAIR)<sup>(16)(20)</sup> . . . . \$1,695

(Legrests not included - For use with Elevating Legrests)

Select Function:  Individual<sup>(21)</sup>  Combined  Synchronized W/Recline

**MANUAL ELEVATING LEGRESTS**

TRx Pivot Plus Manual Elevating Legrests (Pair) . . . . \$720

Select Receivers:  Straight  Flared outward 1"

Seat pan to footplate:  S (12"-16")  M (15"-19")  L (18"-21")

Select Footplate size:

S(7.25"W x 9"D)  M(7.5"W x 11"D)  L(10"W x 14"D)

AT5544 Standard Elevating Legrests (Pair) . . . . \$495

Jazzy Elevating Legrests (Pair) . . . . \$495

Quickie Standard Elevating Legrests (Pair) . . . . \$495

**SWING AWAY FRONT RIGGING OPTIONS**

TRx-Heavy Duty 70° Swingaway Footrests (Pair)<sup>(22)</sup> . . \$495

Select Receivers:  Straight  Flared outward 1"

Seat pan to footplate:  S (12"-16")  M (15"-19")  L (18"-22")

Select Footplate size:

S(4.25"W x 8"D)  M(5.25"Wx8"D)  L(6.25"Wx8"D)  XL(9"Wx11"D)

Dynamic Coil Springs (Pair) for TRx-Heavy Duty 70° or Action 70° Swingaway Footrests . . . . \$165

Action 70° Swingaway Footrests (Pair)\* . . . . \$395

Jazzy 70° Swingaway Footrests (Pair)\* . . . . \$395

Quickie 70° Swingaway Footrests (Pair)\* . . . . \$395

\*Includes composite footplates

**MANUAL CENTER MOUNT FRONT RIGGING**

Adjustable 70°-90° Fixed Center Mount Foot platform<sup>(18)</sup> \$595

- Depth and Height Adjustable

- Comes with a 12" x 10.75" footplate made of durable aluminum

- Individual flat calf pads are included

Select Seat pan to footplate:  S (9"-15")  L (16"-21") Set at \_\_\_\_\_

Invacare Split Foot Platform Interface Bracket<sup>(18)</sup> . . . . \$595

(Invacare CTMT-T Foot Platform is included)-does not include calf pads)

Seat pan to footplate:  S (9.25"-12")  M (12"-16")  L (16"-18.75")

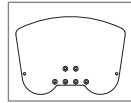
Tapered Manual Elevating Foot cage (Range 12"-18") . \$995

Select side for adjustment lever:  Left  Right

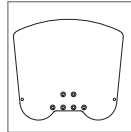
Seat pan to footplate :  "

(For seat widths 16"-20")

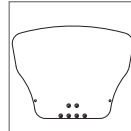
**FOOT PLATFORM OPTIONS**



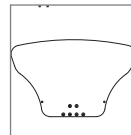
Small Flip Foot Platform\*  
(12"W x 8.5"D) . . . . \$180



Medium Flip-up Foot Platform\*  
(12"W x 10.75"D) . . . . \$180



Large Flip-up Foot Platform\* ^  
(17"W x 13.75"D) . . . . \$250



Extra Large Flip-up Foot Platform\* ^  
(21"W x 14.75"D) . . . . \$250

\*May cause interference with certain bases and seat widths call to confirm configuration.

**FOOT PLATE OPTIONS FOR CENTER MOUNTS**

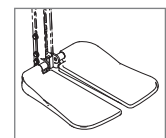
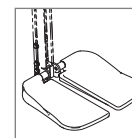
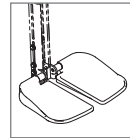
Individual Footplates for CMB, LNX, CMX and Fixed & Adjustable 70-90 Centermount Foot platform.

In cast aluminum with built in heel cups and rubber mat

Select:


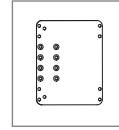
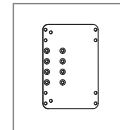
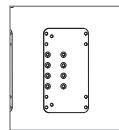
Left:  S(5"W x 7.5"D)  M(5.5"Wx9.5"D)  L(6"Wx11.5"D) \$165

Right:  S(5"W x 7.5"D)  M(5.5"Wx9.5"D)  L(6"Wx11.5"D) \$165



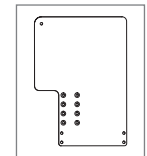
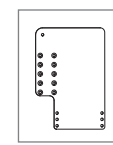
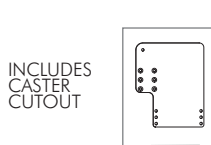
**FOOT PLATE OPTIONS FOR ELEVATING AND SWING AWAY FRONT RIGGING**

SELECT FOOTPLATE SIZE FOR BELOW HARDWARE:



L  S(4.25"W x 8"D)  M(5.25"Wx8"D)  L(6.25"Wx8"D)  XL(9"Wx11"D)

R  S(4.25"W x 8"D)  M(5.25"Wx8"D)  L(6.25"Wx8"D)  XL(9"Wx11"D)



INCLUDES CASTER CUTOUT

Left  S(7.25"W x 9"D)  M(7.5"W x 11"D)  L(10"W x 14"D)

Right  S(7.25"W x 9"D)  M(7.5"W x 11"D)  L(10"W x 14"D)

Adjustable Angle Footplates(Each)(HCPCS code K0040) . . . . \$165

Multi-Axis Adjustable Angle Footplates(Each)(HCPCS code K0040) . \$225

Heel Loops (Each)QUANTITY ( ) (HCPCS code E0951) . . . . \$20

Dealer Name: \_\_\_\_\_

Dealer Account Number: \_\_\_\_\_

PO #: \_\_\_\_\_

Tag: \_\_\_\_\_

**"RFQ" = Request For Quotation** - Please call customer service at 1-888-433-6818 and/or fax 1-888-433-6834

**CALF PAD AND STRAP OPTIONS**

- Flat Calf pads (pair) . . . . . \$275  
 Select:  TRx HD Swing Away Footrests  
            Fixed Center Mount Foot platform
- Curved Calf pads (inside width is 6")(pair) . . . . . \$275  
 Select:  TRx HD Swing Away Footrests  
            TRx Pivot Plus Legrests  
            Fixed Center Mount Foot platform
- One piece calf pad for Fixed or Adjustable Center Mount Foot platform . . . . . \$275
- Airmesh Calf **Strap** for chairs 15"-18" wide - 3.5" pad height BP-CS-M . . . . . \$75
- Airmesh Calf **Strap** for chairs 18"-22" wide-3.5" pad height BP-CS-L . . . . . \$75
- Airmesh Calf **Panel** for chairs 15"-18" wide 35.5"w x 9"h pad BP-CP-MD . . . . . \$125
- Airmesh Calf **Panel** for chairs 18"-22" wide 38.5"w x 9"h pad BP-CP-LG . . . . . \$125

**SWING AWAY FOOTREST MECHANISM**

- Assists user to swing away 70° footrests  
 - Power version requires enhanced electronics  
 - Compatible with Motion Concepts TRx HD 70° Swing away footrests or Invacare Action Swing away footrests - Footrests NOT included

- TRx Power Swing Away Mechanism . . Suggested Retail \$1,995  
 . . . . . RFQ Required  
 Specify :  Switch or  Joystick (See electronics section)
- TRx Manual Swing Away Mechanism . . Suggested Retail \$995  
 . . . . . RFQ Required  
 Specify Lever Mounting  Right or  Left

**ELECTRONICS SWITCH MOUNTING**

Select:  
 Left  Right  Do Not Mount  Specialty Controls Please complete specification sheet on page 9 for Invacare Only

If using an Invacare Base, please complete the following:  
 Will any other Electronics be arriving with your Joystick?  Yes  No  
 Do you need Motion Concepts to Mount the Above?  Yes  No

Specify the item and location: \_\_\_\_\_  
 NOTE: If not needing to be mounted, item(s) will be found in Invacare's Spare Parts Bag, Boxed with the system.

**STANDARD ELECTRONICS- N/A WITH VENT TRAYS OR SPECIALTY CONTROL**

(These electronics are equipped with drive lock-out. They do not include attendant control, tilt limits, and variable speed control(s).)

- TRx Single-Function Control Box . . . . . STD  
 Please Select One:  Single Push Button  Dual Push Button  
                            Single Toggle  Omit Switch\*  
 (\*Single-Function Control Box uses a phono jack connection. Compatible with other phono jack switches.)
- Single-Function Control Module\*(Direct Mode) . . . . . \$750  
 (HCPCS code E2310)

**STANDARD ELECTRONICS- N/A WITH VENT TRAYS OR SPECIALTY CONTROL**

- TRx Dual-Function Control Box - Tilt/Recline Only . . . . STD  
 (Not available with Power Sliding Back, Power Front Rigging or Elevate)  
 Please Select One:  Dual Push Button  Dual Toggle
- Dual Function Control Module\* (Toggle Mode) . . . . \$950  
 (HCPCS code E2311)  
 (\*Motion Concepts provides the communication interface for Invacare Electronics)

**HIGH END ELECTRONICS**

(These electronics are equipped with drive lock-out, attendant control, tilt limits and variable speed control(s).)

**SINGLE-FUNCTION SYSTEM - (IE: TILT ONLY)**

- TRx Enhanced Single-Function Control Box . . . . . \$500  
 Select:  Single Push Button  Dual Push Button<sup>(23)</sup>  
            Single Toggle
- Enhanced Single Function Module\* . . . . . \$1,150  
 (HCPCS code E2310)  
 Through Joystick  
 Through Specialty Control-Fill out Specialty control configuration sheet on page 9  
 Additional Switch:  Single Push Button  Dual Push Button<sup>(23)</sup> \$97  
                            Single Toggle

**DUAL-FUNCTION SYSTEM - (IE: TILT/RECLINE)**

- TRx Enhanced Dual-Function Control Box . . . . . \$700  
 Select:  Dual Push Button  Quad Push Button<sup>(23)</sup>  
            Dual Toggle  Four-Way Toggle  
 Add:  Reduced Drive with Elevating Seat . . . . . \$850
- Enhanced Dual Function Control Module\* . . . . . \$1,550  
 (HCPCS code E2311)  
 Through Joystick  
 Through Specialty Control-Fill out Specialty control configuration sheet on page 9  
 Includes: Reduced Drive with Elevating Seat . . . . .  Yes  No  
 Additional Switch:  Dual Push Button  Quad Push Button<sup>(23)</sup> . . \$97  
                            Dual Toggle  Four-Way Toggle

**MULTI-FUNCTION SYSTEM - (IE: TILT/RECLINE/POWER LEGS)**

- TRx Enhanced 2-5 Function Control Box . . . . . \$1,150  
 Select:  Quad Push Button  Four-Way Toggle  
 Add:  Reduced Drive with Elevating Seat . . . . . \$400  
 Add:  Function Display ^ . . . . . \$250  
 ^ The display is operated through left/right motion on 4-Way Toggle or buttons 3 and 4 on the Quad Push Button.  
 (\*Motion Concepts provides the communication interface for Invacare Electronics)

- Enhanced 2-5 Function Control Module\* . . . . . \$2,350  
 (HCPCS code E2311)  
 Through Joystick  
 Through Specialty Control-Fill out Specialty control configuration sheet on page 9  
 Includes: Reduced Drive with Elevating Seat . . . . .  Yes  No  
 Includes: Function Display ^ . . . . .  Yes  No  
 Additional Switch:  Quad Push Button  Four-Way Toggle . . . \$97  
 ^ The display is operated through left/right motion on 4-Way Toggle or buttons 3 and 4 on the Quad Push Button.  
 (\*Motion Concepts provides the communication interface for Invacare Electronics and includes a function display)

Dealer Name: \_\_\_\_\_

Dealer Account Number: \_\_\_\_\_

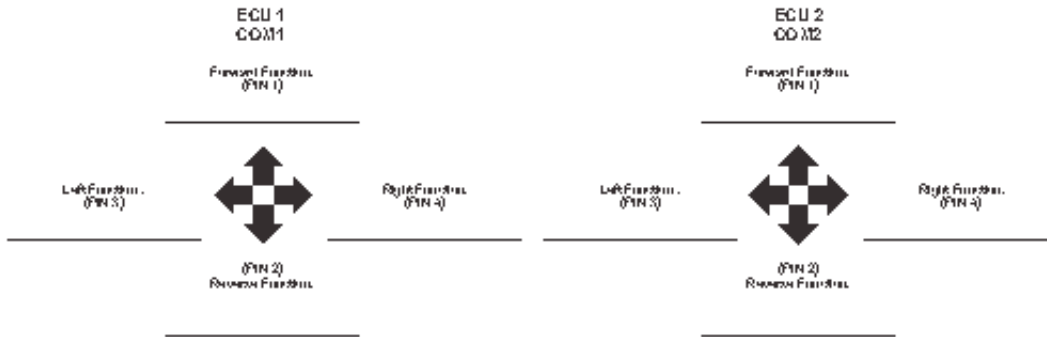
PO #: \_\_\_\_\_

Tag: \_\_\_\_\_

Invacare Electronics Only

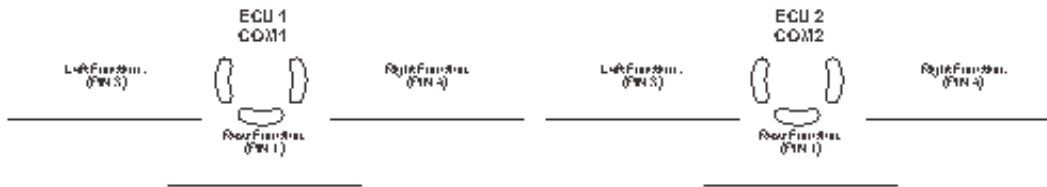
**SPECIALTY CONTROL CONFIG SHEET**

**Mult-Channel Joystick Control Configuration Sheet**



Notes: \_\_\_\_\_

**3-Axis Head Array Configuration Sheet**



Notes: \_\_\_\_\_

**SIP and PUFF Configuration Sheet**

ECU 1 Action:	Equivalent Action:	DB9 Pin out:	Function:
Hard Puff _____	Forward _____	Pin1 _____	
Hard Sip _____	Reverse _____	Pin2 _____	
Soft Sip _____	Left _____	Pin3 _____	
Soft Puff _____	Right _____	Pin4 _____	

ECU 2 Action:	Equivalent Action:	DB9 Pin out:	Function:
Hard Puff _____	Forward _____	Pin1 _____	
Hard Sip _____	Reverse _____	Pin2 _____	
Soft Sip _____	Left _____	Pin3 _____	
Soft Puff _____	Right _____	Pin4 _____	

Notes: \_\_\_\_\_

Dealer Name: \_\_\_\_\_  
 Dealer Account Number: \_\_\_\_\_  
 PO #: \_\_\_\_\_  
 Tag: \_\_\_\_\_

**ELECTRONICS OPTIONS**




- TRx M16 Splitter<sup>(24)</sup>(HCPCS code E2399) . . . . . \$125  
 (Allows for multiple switch options with phono plug connection)
- TRx Feather Touch Switch - Single function . . . . . \$97  
  - Dime Size  Quarter Size  
 (For use with Enhanced electronics only)
- TRx Feather Touch Switch Multi function . . . . . \$135  
  - Dual Dime Size  Quad Dime Size  
 (For use with Enhanced electronics only)
- Stealth Egg Switch  Green  Black . . . . . \$77  
 (For use with Single function & Enhanced Single Function electronics only)
- TRx Power Shut Off Switch<sup>(24)</sup> - Toggle Switch Only . . . . \$175  
 (HCPCS code E2399)
- TRx Lazarus Jump Starter . . . . . \$150  
 (HCPCS code A9270)
- Accessory Port Power Supply . . . . . \$195  
 ( 3 amp capacity)
- TRx "Ground Effect" Lighting Package-through Switch \$350
- Step Down Converter<sup>(35)</sup> . . . . . \$500  
 -converts 24V to 12V
- Richardson Powertech Vent Power Center<sup>(35)</sup> . . . . \$1,950
- TRx Front Safety Lights (pair)
  - Operated through switches . . . . . \$495
  - Operated through Joystick . . . . . \$845
- TRx Rear Safety Lights (pair)
  - Operated through switches . . . . . \$495
  - Operated through Joystick . . . . . \$845
- TRX Front & Rear Light Combo Package Credit\* . . . (\$150)  
 \*Purchase both sets and receive a credit
- 12 Piece Switch Mounting Hardware Kit (additional kits) . . \$39

**MEMORY SEATING OPTIONS**

- Single Function Memory Seating\* . . . .Suggested Retail \$495  
 . . . . .Call for RFQ  
 (For use with Enhanced electronics only)  
 \*Please call for specification sheet 1-888-433-6818
- Multiple Function Memory Seating\* . . .Suggested Retail \$995  
 . . . . .Call for RFQ  
 (For use with Enhanced electronics only - Not available to control Elevating seat modules)  
 \*Please call for specification sheet 1-888-433-6818

**VENTS<sup>(25)(33)</sup> - ADULT SEAT SIZES ONLY**

TILT WILL BE LIMITED TO 45° WHEN USING VENT APPLICATIONS - WEIGHT CAPACITY IS REDUCED TO 250 LBS<sup>(26)</sup>

MANUFACTURER	AVAILABLE BASES FOR VENT TRAYS
	TDX-SP, SR <sup>(33)</sup> , 3G Storm, M91 & M71*
	6000, 600 & 1402
	Pulse, S646 and Rhythm

\*M71 CLIENT WEIGHT CAPACITY REDUCED TO 125LBS WITH VENT.

- TRx Vent Tray - Articulating (Without Battery Tray) . . . \$1,350
  - Horizontal (14W X 15D X 10H )
  - Vertical (14.625W X 10.125D X 13H)
- TRx Vent Tray - Gimbal (Pendulum Style) . . . . . \$1,350  
 (14W X 15D X 10H) - (Without Battery Tray)
- ADD: Battery Tray . . . . . \$500  
 (N/A on M71, 614 & R-4000 power bases and Storm with 16.75" STF)  
 Select:  Group 22 Battery<sup>(34)</sup>  U1 Battery  40 amp Battery<sup>(27)</sup>

**COMPACT-LAPTOP VENTS<sup>(25)(26)(33)</sup> - ADULT SEAT SIZES ONLY**

- TRx Vent Tray (Without Battery Tray) . . . . . \$1,350
- TRx Vent Bag Holder - Articulating -without battery tray . . . \$990
- TRx Vent Bag Holder - Non Articulating (Without Battery Tray) . . . . \$525
- ADD: Battery Tray . . . . . \$500  
 (N/A on M71, 614 & R-4000 power bases and Storm with 16.75" STF)  
 Select:  Group 22 Battery<sup>(34)</sup>  U1 Battery  40 amp Battery<sup>(27)</sup>

**O2 HOLDERS - ADULT SEAT SIZES ONLY**

- Non-Articulating O<sup>2</sup> Gas Holder (Cylinder Style) . . . \$395
- Articulating O<sup>2</sup> Holder<sup>(28)</sup> . . . . . \$1,250  
 Please Select One:
  - O<sup>2</sup> Gas (Cylinder Style)  Liquid O<sup>2</sup> (6.5" x 4.5")
- Non-Articulating IV Pole . . . . . \$395
- Articulating IV Pole . . . . . \$1,250

**BATTERIES**

- MK U1 Battery (MU-1 SLD G)Each  
 Quantity ( ) (HCPCS code E2365) . . . . . \$150
- MK GROUP 22NF Battery (M22NF SLD G) Each  
 Quantity ( ) (HCPCS code E2361) . . . . . \$238
- MK GROUP 24 Battery (M24 SLD G) Each  
 Quantity ( ) (HCPCS code E2363) . . . . . \$325
- MK GROUP 34 Battery (M34 SLD G) Each  
 Quantity ( ) (HCPCS code K0108) . . . . . \$265
- MK GROUP 40 Battery Each  
 Quantity ( ) . . . . . \$173

**INSTALLATION**

- Installation by Motion Concepts<sup>(29)</sup> . . . . . N/C
- Dealer Installation (Subject to approval)<sup>(31)</sup> . . . . . (\$100)  
 - Existing Base Serial Number \_\_\_\_\_

**Total Retail Value \$** \_\_\_\_\_

Dealer Name: \_\_\_\_\_

Dealer Account Number: \_\_\_\_\_

PO #: \_\_\_\_\_

Tag: \_\_\_\_\_

**NOTES**

- 1 Seat-to-floor height is measured at the front of the seat pan based on a standard seat size. Seat to floor heights may vary +/- .25" dependent on conditions of the power base and on seat depths greater than 18". Suspension castors may affect seat-to-floor height up to an additional .5"-1".
- 2 Systems are designed for use with a 2"-3" cushion.
- 3 Back angle is adjustable from -76° to 116° degrees in 5 degree increments.
- 4 Total degrees of recline is 174° ie: if 30° degrees of precline is used, then 144° degrees of recline will be available.
- 5 This option is not available with a vent tray and have a 250lb weight capacity. Must use dual post armrests.
- 6 These systems are not available over 20" wide by 20" deep and increase seat to floor height. Elevating systems use 2-22NF batteries. Group 24 batteries are available for the TDX,TDX-SP,SR, Storm and Q6000 upon request. The Ultra Lift elevating seat with Ultra Low Tilt will have 45° of tilt as maximum.
- 7 RFQ required for this seat size on M51, M71, 1103, 1107, 1113 ATS.
- 8 We highly recommend a 3G - Long base for optimal maneuverability
- 9 3G - Long base must be used for these seat depths.
- 10 This back height is not recommended with Recline Systems, please call for further details. Power Sliding Back (PSB) is not available on these back heights.
- 11 Included with all Recline Systems when no back is selected. May also be used as an interface for after market backs.
- 12 Not available with Recline/ESR or Recline/PSB.
- 13 This option allows the back angle to adjust from 81° to 121° in 5° increments.
- 14 When using these arms with **endomorph or mesomorph canes** the lowest arm setting is 13.5". When omitting the back there may be compatibility issues when using certain aftermarket back and/or lateral options.
- 15 Laterals are not available with the MaTRx PB Backs.
- 16 Standard front rigging will only be provided when specified. Please provide or order separately from manufacturer.
- 17 Includes a standard flip up foot platform or footplates. May increase seat-to-floor height.
- 18 90° front rigging will collide with front casters on the **STORM SERIES, R-4000, 646 AND P220/222 BASES.**
- 19 The increased weight of this option reduces the weight capacity by 20 lbs on the M71.
- 20 Under normal usage Power Legrest actuators tend to be louder than Tilt/Recline Actuators and increase seat to floor height.
- 21 Individual legs count as two functions.
- 22 Heavy duty durable construction (4.5lbs ea.).
- 23 Non-reversing relays.
- 24 Must order an Enhanced control box.
- 25 Vent trays are not standard configuration on Elevating or Precline Systems or with Single Post Backs or Adjustable Hi-Pivoting Back for Recline Systems, - Please request a quotation. Aggressive driving conditions may cause the Vent to oscillate on the TDX base. Vents not standard on the 3G Storm Short Base with Gearless Brushless Motors. Please call for RFQ. Not available with welded transport brackets on the TDX-3, TDX-4, TDX-5. Please see footnote #29.
- 26 55° of tilt and a 300 lb weight capacity is available when using a Compact -Lap Top Style vent.
- 27 Not available on M71 and Storm seat depths below 17".
- 28 Articulating O<sup>2</sup> holders are not standard configuration on Precline Systems and with the Adjustable Hi-Pivoting Back for Recline Systems, please call for quotation.
- 29 Batteries may be required at time of installation, please call to confirm.
- 30 When ordering a vent tray for the TDX-3, TDX-4, TDX-5, the base must be ordered with a battery tray for (3) 22NF batteries if the base is ordered transport ready.
- 31 Elevating seat systems must be installed by Motion Concepts.
- 32 Must order the Group 24 battery tray for the TDX-SP, which will utilize Group 22 batteries to accomodate the lateral tilt module.
- 33 TDX-SP base must have the TRO(Transport ready option) if utilizing a vent and elevating seat module.
- 34 Group 22 batteries are not available on the TDX-SP when utilizing a vent tray and seat elevator. Group 22 batteries are not available on the Pulse base.
- 35 Should this product be used in life support applications Motion Concepts will not assume any risk and shall be held harmless against all damages.
- 36 When ordering an lateral tilt module on a Storm short base frame, **standard fixed casters** must be ordered on the base.
- 37 Single Post Back is angle adjustable in 6° increments from 24° forward to 18° back. The back folds down and is only available for 16"-20" seat widths & 21"-24" back height and requires Dual Post Armrests. A 4" gap from bottom of back to seat pan is required. Please note the Single post back may take up to 1"-2" of seat depth, please factor accordingly.
- 38 O<sup>2</sup> Holders and vent trays are not available as standard options, please request a quote (RFQ).
- 39 To be used as an interface to mount after-market backs.
- 40 Infinite manual recline from 85° to 150°. The back is only available for 16"-20" seat widths & 21"-24" back height and requires Dual Post Armrests A 4" gap from bottom of back to seat pan is required. Please note the Single post back may take up to 1"-2" of seat depth, please factor accordingly.