

# The Uplift, Elevate and Recline Power Positioning System

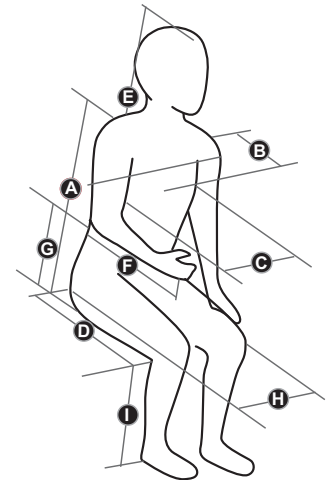
US Price List - Effective April 2008



Date of Order: \_\_\_\_\_  
 Dealer Name: \_\_\_\_\_  
 Dealer Account #: \_\_\_\_\_  
 PO #: \_\_\_\_\_  
 Base MFR. PO #: \_\_\_\_\_  
 Tag: \_\_\_\_\_  
 Purchasing Contact: \_\_\_\_\_  
 Phone: \_\_\_\_\_ Fax: \_\_\_\_\_  
 RTS/Therapist: \_\_\_\_\_  
 Ship to Address: \_\_\_\_\_  
 City: \_\_\_\_\_ State: \_\_\_\_\_ Zip: \_\_\_\_\_  
 Client Info: Gender: \_\_\_\_\_  
 Special Client Conditions: \_\_\_\_\_  
**250-300 lbs weight limit. Dependent on weight capacity of the power base.**

To ensure system is accurately configured please fill in all required measurements.

Client Height:	
Client Weight (lbs):	
<b>A.</b> Seat to Shoulder:	
<b>B.</b> Trunk Depth:	
<b>C.</b> Chest Width:	
<b>D.</b> Knee to Back:	
<b>E.</b> Seat to Top of Head:	
<b>F.</b> Elbow to Hand:	
<b>G.</b> Seat to Elbow:	
<b>H.</b> Hip Width:	
<b>I.</b> Knee to Heel:	
Seat Cushion Thickness:	



## BASE TYPE SELECTION

- TDX SR** Select STF<sup>(1)</sup>: 17.25" 18.25" 19.25"
- TDX SC** Select STF<sup>(1)</sup>: 16.25" 17.25" 18.25"
- TDX SP** Select STF<sup>(1)</sup>: 17.25" 18.25" 19.25"  
Select TDX-SP Battery Tray Group 22 Group 24
- TDX □3,□4,□5**  
Select STF<sup>(1)</sup>: 17.5"\* 18.5" 19.5"

\*This STF is not available when using Invacare's Transport Ready kit.

- 3G Storm** Select STF<sup>(1)</sup>: 16.75"\* ^ .....\$250  
Select STF<sup>(1)</sup>: 18 ^ 19" 20"  
Arrow Torque RangerX

\* Requires custom battery tray modification and is not available with elevating seat. If using GB motors and Easy-Lock upcharge is \$500.00 ^ This STF is not available when using a vent tray due to battery terminal clearance.

- M91** Select STF<sup>(1)</sup>: 17.75" 18.75" 19.75"

- M71\*** Select STF<sup>(1)</sup>: 17.75" 18.75" 19.75"  
\*M71 weight capacity 225 lbs

- M51\*** Select STF<sup>(1)</sup>: 18.25" 19.25" 20.25"  
\*M51 weight capacity 250lbs

Select:  4 Post  Single Post

### NOTE:

This system is available on all base models offered by the base manufacturers for Group 2, 3 and 4 base funding codes.

## ELECTRONICS

Select Mark 6 SPJAP ^ SPJ-ACC MPJ

Mark 5 NX™80 with SPJ-80 ^ . . . .N/C

Select: EX Controller SPJ DPJ MPJ

Mark 4R2 ^ Mark 4 Mark 4A . . .N/C

^ For separate switch control only

Select Drive: Right Left Specialty Control\*

\*Please specify: \_\_\_\_\_

## OTHER INFORMATION

Short Base Long Base Heavy Duty

G-Trac Motors 4 Pole Motors GB Motors

Transport Ready Option: Yes No

## BASE TYPE SELECTION

- 6000 Select STF<sup>(1)</sup>: 17.75" 18.75" 19.75"
- 600 Select STF<sup>(1)</sup>: 17.75" 18.75" 19.75"
- 1400 Select STF<sup>(1)</sup>: 17.5" 18.5" 19.25"
- 1402 Select STF<sup>(1)</sup>: 17.5" 18.5" 19.25"
- 610 Select STF<sup>(1)</sup>: 16.5" 17.5"
- 614 Select STF<sup>(1)</sup>: 17.25" 18.25" 19.25"

- 1107<sup>(2)</sup> Select STF<sup>(1)</sup>: 15.75" 16.75" 17.75"  
\*VSI electronics are not compatible you must upgrade to P & G or Q-Logic.

- 1113 ATS<sup>(2)</sup> Select STF<sup>(1)</sup>: 16.5" 16.75" 17.5"

- 1103 Ultra Select STF<sup>(1)</sup>: 16.5" 17.5"

- R-4000 Select STF<sup>(1)</sup>: 17" ^ 17.5" ^  
^ Group 34 batteries required, power legs and elevating seat module not available on this STF height.

## ELECTRONICS

VSI 6-Key VSI 7-Key P&G

VSI Integral 4-key R-Net Q-Logic

VR2 4-Key VR2 6-Key

Q-Logic NE+ Q-Logic NEX

Select Drive: Right Left Specialty Control\*

\*Please specify: \_\_\_\_\_

Seat to floor heights are approximate measurements for Recline Only System, call for for specific measurements on

Please note that the HCPCS codes indicated on this order form are our interpretation of the new codes and how we believe our products should be coded. The individual DMERCs will determine if our interpretation is appropriate and whether or not items coded will be accepted or denied. Motion Concepts cannot guarantee that use of the designated codes will ensure coverage or payment. Contact the insurer to confirm compliance with coding and coverage policy.

## BASE TYPE SELECTION

- Rhythm\*** Select STF<sup>(1)</sup>: 18.25" 19.25" 20.25"
- F11** Select STF<sup>(1)</sup>: 17.75" 18.75" 19.75"
- M11<sup>(8)</sup>** Select STF<sup>(1)</sup>: 16.25" 17.25" 18.25"
- S646** Select STF<sup>(1)</sup>: 17.75" 18" 19"
- S525** Select STF<sup>(1)</sup>: 18" 19" 20"  
For S525 Bases select: Standard Width(18")  
Wide Width (20")

- P222**  **P220** Select STF<sup>(1)</sup>: 18.75"

For P222/P220 and S646 Bases select:

Frame Size (14"-18")\* Order this size for Motion 16"-18" seat widths

Frame Size (19"-20")\* Order this size for Motion 16"-20" seat widths

Please specify the frame size to Sunrise when ordering\*\* On P220/P222 Base - The harness (#139460) is required with the base for installation of the seating system when using VSI electronics. On S525 Base - The harness (#910149) is required with the base for installation of the seating system when using VSI electronics.

## ELECTRONICS

Qtronix VSI 6-key . . . . .N/C

Delphi Select Joystick: QR\* QC

\* You must select QR to run the functions through the joystick.

Select Drive: Right Left Specialty Control\*

\*Please specify: \_\_\_\_\_

## BASE TYPE SELECTION



- Compass TRO Select STF<sup>(1)</sup>: 17.5" 18.5" 19.5"

Select Drive: Right Left Specialty Control\*

\*Please specify: \_\_\_\_\_

# The Uplift, Elevate and Recline Power Positioning System

**"RFQ" = Request For Quotation** - Please call customer service at 1-888-433-6818 and/or fax 1-888-433-6834

Dealer Name: \_\_\_\_\_

Dealer Account Number: \_\_\_\_\_

PO #: \_\_\_\_\_

Tag: \_\_\_\_\_

## SYSTEMS<sup>(4)</sup> MUST SELECT ONE SYSTEM

*Includes seat pan, back pan, armrests, armpads, fixed front rigging, electronics and standard switch controls )*

**TRx Recline (174°) Only System**  
(HCPCS code E1003) .....\$5,695

**TRx Recline (174°) System with Extended Sheer Reduction (ESR)**  
(HCPCS code E1004) .....\$6,260

**TRx Recline (174°) System with Power Sliding Back (PSB)**  
(HCPCS code E1005) .....\$6,695

**TRx Uplift System with Synchronized Back and Foot Platform<sup>(5)</sup>**  
Not Available on the Storm 3G, R4000, M71, M11, 610, 1103 Ultra, 1107 and 1113 ATS  
Select Uplift (Anterior Tilt): 32° 37° 45°  
Select Leg Extensions: S (12"-16") M (15"-19") L (18"-22")  
.....\$8,195

**TRx Elevating Only System<sup>(6)(7)</sup>**  
NOT AVAILABLE ON M71, 1107, M11, M51, OR COMPASS POWER BASES  
.....\$4,495  
8" Elevation - 225 lbs max. 7" Elevation - 280 lbs max.  
Weight capacity is 175lbs on 1113, 610, 1103 Ultra

**TRx Ultra Lift Elevating Only System<sup>(6)</sup> (Scissor Mechanism)**  
10" Elevation - 260lbs max. ....\$5,495  
AVAILABLE ON THE 600, 6000, TDX-SP, TDX-SR, 3G STORM, 614 BY RFQ.

## MODULES MUST SELECT TRx SYSTEM-TO ADD MODULES

**TRx Recline Module** .....\$2,995

**TRx Extended Shear Reduction (ESR)** .....\$565

**TRx Power Sliding Back (PSB)\*** .....\$1,000  
\*requires 3-5 function electronics

**TRx Precline Module (up to 30° Precline)<sup>(8)</sup>** .....\$500  
(HCPCS code K0108)

**TRx Precline Module (up to 8° Precline)<sup>(8)</sup>** .....N/C  
(HCPCS code K0108)

**TRx Elevating Seat Module**  
NOT AVAILABLE ON M51, M71, 1107, 1103, M11 or COMPASS POWER BASES  
Weight capacity is 175lbs on 1113, 610, 1103 Ultra  
Selection Elevation:  
7" Elevation - 225lbs max. ....\$1,895  
6"HD Elevation - 280lbs max. ....\$2,250  
AVAILABLE ON F11, RYTHYM, TDX SP, STORM, Q610, Q600 AND Q6000 (lower STF elevating module)  
6" Elevation - 225lbs max. ....\$2,250

**TRx Ultra Lift Module<sup>(6)</sup> (Scissor Mechanism)**  
10" Elevation - 260lbs max. ....\$2,995  
AVAILABLE ON 600, 6000, TDX-SP, TDX-SR, 3G STORM, 614 BY RFQ.  
NOT AVAILABLE WITH THE UPLIFT SYSTEM.

\* The seat-to-floor height may increase .5" - 1.5" on the lowest available STF, see page 1 or ..... call for specific details.

## BATTERY TRAYS FOR ELEVATING SEAT SYSTEMS

A standard tray will be provided to accommodate minimum batteries sizes applicable

Battery Tray Modification for TDX-SP, TDX 3,4,5 & Storm 3 to allow for Two(2) Group 24 Batteries\* .....\$225  
(\*Not available with Q-Logic Electronics)

Battery Tray Modification for Q6000\* with Q-Logic Electronics (Group 34 batteries required) .....\$225

Battery Tray for Two(2) Group 24 Batteries P220/P222 Only ....N/C  
(Group 22 Batteries are required elevating modules unless an alternate tray is selected)

## STANDARD SEAT SPECIFICATIONS

### Seat Width

16" 17" 18" 19" 20" 21"<sup>(9)</sup> .....N/C

22"<sup>(9)</sup> .....RFQ Required

### Seat Depth

15" 16" 17" 18" 19"<sup>(10)</sup> 20"<sup>(11)</sup> 21"<sup>(9)(11)</sup> .N/C

22"<sup>(9)(11)</sup> .....RFQ Required

## SEAT CUSHION OPTIONS

MaTRx-Vi Seat Cushion 14"w-20"w (HCPCS Code pending) ..\$425

MaTRx-Vi Seat Cushion 21"w-22"w (HCPCS Code pending) ..\$475

MaTRx-Flo-Tech Cushion 15"w-20"w (HCPCS Code K0734) ..\$475

"ON-CHAIR" Cushion Credit .....(\$90)

## FABRIC OPTIONS FOR MATRX-VI CUSHION

Onyx Fabric Upgrade for MaTRx-Vi Cushion . . . \$100

Vinyl Fabric Upgrade for MaTRx-Vi Cushion . . . \$50

## BACK OPTIONS

Standard Rehab Back and Back cushion  
Finished height from 18" to 25" .....STD  
Finished height from 26" to 35" .....\$450

MaTRx Fabric Upcharge -for Standard rehab back . . . \$100

Recessed planar interface plate<sup>(11)</sup> ..... N/C

I-Back interface plate ..... \$125

TRx Single Post Back interface plate\* (Tilt Only) . . . . . N/C  
(\*Single Post Back is angle adjustable in 6" increments from 24° forward to 18° back. The back folds down and is only available for 16"-20" seat widths & 21"-24" back height and requires Dual Post Armrests. A 4" gap from bottom of back to seat pan is required. Please note the Single post back may take up to 1"-2" of seat depth, please factor accordingly.)

OMIT: Rigid Back Pan & Cushion<sup>(12)</sup> ..... (\$75)

OMIT: Back Cushion Only ..... (\$25)

# The Uplift, Elevate and Recline Power Positioning System

**"RFQ" = Request For Quotation** - Please call customer service at 1-888-433-6818 and/or fax 1-888-433-6834

Dealer Name: \_\_\_\_\_

Dealer Account Number: \_\_\_\_\_

PO #: \_\_\_\_\_

Tag: \_\_\_\_\_

## UPGRADEABLE BACK OPTIONS

- MaTRx Contour Back** (HCPCS Code E2613) . . . . . \$495  
(For Systems 15"-21" wide under 300lbs)  
Specify actual back height dimension:  12"  15"  17"
- MaTRx Contour Back** (HCPCS Code E2614) . . . . . \$595  
(For Systems 22" wide under 300lbs)  
Specify actual back height dimension:  15"  17"
- MaTRx High Back** (HCPCS Code E2620) . . . . . \$595  
(For Systems 16"-21" wide under 300lbs)  
Specify actual back height dimension:  20"  25"  30"
- MaTRx PB Elite Back**(HCPCS Code E2620) . . . . . \$625  
(For Systems 12"-20"" wide under 300lbs)  
Specify actual back height dimension:  12"  16"  20"
- MaTRx PB Elite "Full" Back**(HCPCS Code E2620) . . . . . \$625  
(For Systems 12"-20"" wide under 300lbs)  
Specify actual back height dimension:  20"
- MaTRx PB Back (5" Contour)** (HCPCS Code E2615) . . . \$625  
(For Systems 14"-20" wide under 300lbs)  
Specify actual back height dimension:  12"  16"  20"
- MaTRx PB Deep Back (7" Contour)** (HCPCS Code E2615) \$695  
(For Systems 14"-20" wide under 300lbs)  
Specify actual back height dimension:  12"  16"  20"
- MaTRx PB Heavy Duty Back (5" Contour)** . . . . . \$835  
(For Systems 20"-22" wide and over 300lbs)  
(HCPCS Code E2615 for 20" width & HCPCS Code E2616 for 22" width)  
Specify actual back height dimension:  16"  20"
- MaTRx PB Heavy Duty Deep Back (7" Contour)** . . . \$935  
(For Systems 20"-22" wide and over 300lbs)  
(HCPCS Code E2615 for 20" width & HCPCS Code E2616 for 22" width)  
Specify actual back pan dimensions:  16"  20"
- "ON-CHAIR" Matrx Back Credit** . . . . . (\$125)
- Onyx Fabric Upgrade** . . . . . \$100  
Select  Contour Back  High Back

**NOTE WHEN CHOOSING MaTRx Backs**  
4" Gap recommended for Tilt systems to allow for the seat cushion.

## ELEVATE ONLY BACK CANE SPECIFICATIONS

- Select Back Cane Height - Measured from Seat pan to top of back cane**
- 22"  24" . . . . . N/C  
Select Back Cane Angle  76°  79°  86°  96°  101°  112°  116°
  - Custom Cane Height Specify \_\_\_\_\_ . . . . . \$250
  - Angled (5°)Tilt Back Canes<sup>(13)</sup> . . . . . N/C  
Select Back Cane Angle  81°  84°  91°  101°  106°  117°  121°
  - Endomorph Back Canes Select:  1"  2"  4" Narrower N/C
  - Mesomorph Back Canes\* Select:  1"  2"  4" Wider \$250
- \*TRX- Height & Angle Adjustable Cantilever Flip Back Armrests are required and included

## FINISHED BACK HEIGHT\*

Measured from seat pan to top of back shell

- 18"<sup>(10)</sup>  19"<sup>(10)</sup>  20"  21"  22"  23"  24"  25"
- 26"  27"  28"  29"  30"  31"  32"  33"
- 34"  35"

\* Comes with standard cane height

## RECLINE BACK OPTIONS

- TRx Recline Body Fit System** (Minimum back widths of 16") . . . \$995  
(This option allows the seat back to be narrower than the seat pan. For example an 18" back pan width with a 20" seat width is accomplished by selecting "2" Narrower" option.)  
 2" Narrower  4" Narrower

## HEADRESTS & MOUNTING HARDWARE

- Headrests with Fixed Mounting Hardware** (HCPCS code E0955)
- Concepts Standard Headrest . . . . . \$295
  - Stealth All Positioning Headrest Large (AP485) . . . . . \$242
  - Stealth All Positioning Headrest X-Large (AP585) . . . . . \$242
  - Nino Comfort Plus 6" (CPN350) . . . . . \$242
  - Stealth Comfort Plus 8" (CP450) . . . . . \$242
  - Stealth Comfort Plus 10" (CP250) . . . . . \$242
  - Stealth Comfort Plus 14" (CP150) . . . . . \$242
  - Onyx Auto Style Headrest - Straight Mounting available only . . . \$350
- Headrest Swing Aways and Mounts - Does not include the Headrest**  
(HCPCS code E1028)
- Concepts Detachable Mounting Hardware . . . . . \$200
  - Stealth's World's Best Headrest Hardware (TWB485) . . \$220
  - OMIT: Headrest** . . . . . N/C

## ARMRESTS

- Adult Dual Post Adjustable Height** (Single Button Release) . . STD  
 Add Quick Height Adjustment Lever . . . . . \$250  
Select Size:  (9.75"-12.75")  (12.75"-15.75")  (15.75"-18.75")  
Select :  Flat pouch  Glove Boxes\*  
(\* Not Available with Mesomorph Back Canes)
- Reclining Adjustable Height** . . . . . STD  
Select Size:  (9.5"-13")  (13.5"-18.5")
- Add: Outback Armrest** (each) Specify: Right  Left  . . \$195  
Select:  Elevate Only  Recline  
Allows outward rotation while flipping back armrest, not available on the Uplift system
- Pediatric Adjustable Height** . . . . . N/C  
Select Size:  S (6"-7.5")  M (6.75"-8.25")  L (8.25"-9")  
 Custom Range 8.5"-18.5" (Dealer to modify)
- TRx Height & Angle Adjustable Cantilever Flip Back**  
Armrests\*<sup>(17)</sup> Select :  Elevate Only  Recline . . . . . \$250  
 Add: Quick Lock Mechanism . . . . . \$75  
(\*Not Available with a Single Post Back - No charge option with Mesomorph canes)
- 1" Offset Armrest Spacer** (pair) . . . . . \$250  
(Allows seat width to increase by 2")
- 1/2" Offset Armrest Spacer** (pair) . . . . . \$250  
(Allows seat width to increase by 1")

**The Uplift, Elevate and Recline  
Power Positioning System**

Dealer Name: \_\_\_\_\_

Dealer Account Number: \_\_\_\_\_

PO #: \_\_\_\_\_

Tag: \_\_\_\_\_

**"RFQ" = Request For Quotation** - Please call customer service at 1-888-433-6818 and/or fax 1-888-433-6834

**ARMPADS**

- Standard Pads-** .....STD  
 Select: Full (2.25"x14")  Left  Right  
 Desk (2.25"x10")  Left  Right
- Waterfall Arm Pads-(Pair)** .....\$35  
 Select: Full (2.25"x14")  Left  Right  
 Desk (2.25"x10")  Left  Right
- Flat Pads- (Pair)** .....\$35  
 Select: Full (3"x14")  Left  Right  
 Desk (3"x10")  Left  Right
- Gel Pads- (Pair)** .....\$150  
 Select: Narrow (2"x12")  Left  Right  
 Wide (3.5"x12")  Left  Right
- Ergonomic Arm Trough - LEFT (4.5"x13")** .....\$85  
 (HCPCS Code K0106)
- Ergonomic Arm Trough - RIGHT (4.5"x13")** .....\$85  
 (HCPCS Code K0106)
- Flat Hand Pad - LEFT (4.5"x5")** (HCPCS Code K0108) . . . \$55
- Flat Hand Pad - RIGHT (4.5"x5")** (HCPCS Code K0108) . \$55
- OMIT: Armpads (7/8" diameter tube)** .....(\$25)  
 Select: Full size (14")  Left  Right  
 Desk size(10")  Left  Right
- Horizontal Armpad Extensions (each)** Quantity ( ) . \$75  
 Select:  3"  4.375"  7"

**ARMPADS ACCESSORIES**

- TRx Arm Pad Storage/Cup Holder LEFT \*** .....\$175
- TRx Arm Pad Storage/Cup Holder RIGHT \*** .....\$175  
 \*Not available on the same side as the joystick is mounted
- TRx Elbow Block RIGHT** (prevents arm from slipping off) .....\$195  
 Select Pad Size:  
 XS(3.25"x4.25")  S(3.5"x5.25")  M(3.75"x5.75")  L(4.25"x6.5")  
 Select Extension Vertical:  S(3")  L(5") Horizontal:  S(5")  L(7")
- TRx Elbow Block LEFT** (prevents arm from slipping off) .....\$195  
 Select Pad Size:  
 XS(3.25"x4.25")  S(3.5"x5.25")  M(3.75"x5.75")  L(4.25"x6.5")  
 Select Extension Vertical:  S(3")  L(5") Horizontal:  S(5")  L(7")
- Stealth Swing-Away Elbow Support - RIGHT** .....\$290  
 Select Pad Size:  S(3" x 3")  M(3"x4")  L(3"x 10")
- Stealth Swing-Away Elbow Support - LEFT** .....\$290  
 Select Pad Size:  S(3" x 3")  M(3"x4")  L(3"x 10")
- Multi Axis Upper Extremity Support (each)** .....\$225  
 Mechanical locking bolt .....STD  
 Quick Adjustment Lever .....N/C  
 Allows rotation of the armpad
- Multi Purpose Arm Pad Adapter Block (each)** Quantity ( ) .....\$35  
 (Allows hard mounting & positioning of standard pads or other manufacturer's arm pads. Adapter allows square mounting on round tubes)

**TRUNK SUPPORTS**

- TRx Lateral Trunk Support with Fixed Mounting LEFT<sup>(18)</sup>**  
 Pad Size:  S(3.5"x5.25")  M(3.75"x5.75")  L(4.25"x6.5")  
 Select Offset  0"-3"  3"-6"  
 (HCPCS code E0956) .....\$100
- TRx Lateral Trunk Support with Fixed Mounting RIGHT<sup>(18)</sup>**  
 Pad Size:  S(3.5"x5.25")  M(3.75"x5.75")  L(4.25"x6.5")  
 Select Offset  0"-3"  3"-6"  
 (HCPCS code E0956) .....\$100
- Onyx Fabric Upgrade** .....\$100

**SELECT SWING AWAY HARDWARE TO CONVERT ABOVE:**

- TRx Swingaway Mounting Hardware<sup>(18)</sup>**  
 LEFT (HCPCS code E1028) .....\$195  
 RIGHT (HCPCS code E1028) .....\$195  
 Select Lateral Latch plate length:  
 Right:  Short (3.5")  Long(5") Left:  Short (3.5")  Long(5")

**STEALTH LATERAL OPTIONS**

- TWB-L Stealth Laterals<sup>(18)</sup>** .....\$590  
 Pad Size:  S(6.25"x4.25")  L(7.5"x5.25")

**HIP SUPPORTS**

- Lateral Hip Support Pad with Fixed Mounting LEFT** . \$120  
 Select Size:  
 (5.5"W x 4.5"H)  (7"W x 5.75"H)  (9"W x 4.5"H)  (13"W x 4.5"H)  
 (HCPCS code E0956)
- Lateral Hip Support Pad with Fixed Mounting RIGHT** . \$120  
 Select Size:  
 (5.5"W x 4.5"H)  (7"W x 5.75"H)  (9"W x 4.5"H)  (13"W x 4.5"H)  
 (HCPCS code E0956)
- Onyx Fabric Upgrade** .....\$100

**HARDWARE TO CONVERT ABOVE HIP SUPPORT TO REMOVABLE/SWINGAWAY HIP OR KNEE SUPPORTS**

- TRx Lift Off, Removable Hardware for Hip Supports**  
 LEFT (HCPCS code E1028) .....\$195  
 RIGHT (HCPCS code E1028) .....\$195
- TRx Swingaway Removable Hardware for Hip Supports**  
 LEFT (HCPCS code E1028) .....\$215  
 RIGHT (HCPCS code E1028) .....\$215  
 Select Mounting Position:  Hip  Knee or  Both... Add \$215 per side

# The Uplift, Elevate and Recline Power Positioning System

**"RFQ" = Request For Quotation** - Please call customer service at 1-888-433-6818 and/or fax 1-888-433-6834

Dealer Name: \_\_\_\_\_

Dealer Account Number: \_\_\_\_\_

PO #: \_\_\_\_\_

Tag: \_\_\_\_\_

## FRONT RIGGING OPTIONS NOT AVAILABLE ON THE UPLIFT SYSTEM

### STANDARD FRONT RIGGING

CALL TO CONFIRM ON SEAT SIZES BELOW 16"W X 16"D

Legrest Receivers Only .....STD

**\*\*Please Specify Front rigging to be used on TRx System <sup>(19)</sup>**

Fixed Center Mount Footplate Mount  70°  90° .N/C  
(Comes with tapered footplate 12" x 10.5" made of steel 1/8" thick with built in heel wells)

Seat pan to footplate:  S (12"-16")  M (15"-19")  L (18"-22")

OR

Action 70° Swingaway Footrests (Pair)\* .....N/C

\*Not covered by Motion Concepts Lifetime warranty

MUST BE COMPLETED	Measurement in Inches
Knee to Heel:	
Cushion Thickness: (Subtract)	
Cushion Immersion:(Add)	
Seat Pan to Footplate:(Total)	

## POWER CENTER MOUNT FOOT PLATFORM OPTIONS

**\*\*\*CENTER MOUNTS ARE RESTRICTED TO SEAT DEPTHS 16" AND GREATER\*\*\*\***

**CMB Belt Drive Center Mount Articulating Foot Platform <sup>(20)(22)</sup>**  
(HCPCS code K0108) .....\$2,595

Seat pan to footplate: - select one:

- Short 9"-11"- 3.5"-5" adjustable articulation
- Medium 11"-15"- 3.5"-7" adjustable articulation
- Long 14.5"-21"- 5"-7" adjustable articulation

- Standard with one piece calf pad
- Comes with a 12" x 10" footplate made of durable aluminum 1/4" thick with flexible heel loops

Add:  Individual Flat Calf pads for CMB Belt Drive . . . \$275

**CMX Center Mount Articulating Foot Platform <sup>(20)(21)(22)</sup>**  
(HCPCS code K0108) .....\$2,995

Seat pan to footplate: - select one:

- Short 12"-16"- 3"-5"
- Medium 15"-19"- 5"-7.5"
- Long 19"-21"- 5"-7.5"

- Standard with individual calf pads
- Plantar flexion and dynamic calf support
- N/A with one piece calf pad
- Comes with a 12" x 10" footplate made of durable aluminum 1/4" thick with flexible heel loops

## POWER FOOT PLATFORM OPTIONS

**Independent Elevating & Articulating Legrests (Center Mounted) <sup>(21)(22)</sup>** ..... \$2,995

Seat pan to footplate: 15"-21" (HCPCS code K0108)

Footplate size: 6" x 10" each (Foot Shaped)

Seat depth must be greater than 17"

**Vertical Lifting Foot Platform** .....Suggested Retail \$3,995  
.....RFQ Required

- Requires 2-5 function electronics

**Power Telescoping Foot Platform** . . .Suggested Retail \$2,250

.....RFQ Required

- Comes with Adjustable 70°-90° Fixed Center Mount Foot platform<sup>(20)</sup>

- Does not elevate

- Powers lower leg length vertically

## POWER FRONT RIGGING OPTIONS

**TRx Swing Away Power Elevating Pivot Plus Legrests <sup>(20)</sup>** \$2,750  
(Includes Swing Away Receivers, Pivot Plus Legrests & Actuators - legs swing away manually)(HCPCS code E1010)

Select Function:  Individual<sup>(21)</sup>  Combined  Synchronized W/Recline

Seat pan to footplate:  S (12"-16")  M (15"-19")  L (18"-21")

Select Footplate:  Regular (7.5"W x 9"D)  Large (9"W x 11"D)

**TRx Power Elevating Pivot Plus Legrests <sup>(23)</sup>** ..... \$2,490

(Includes Pivot Plus Legrests & Actuator)(HCPCS code E1010)

Select Function:  Individual<sup>(24)</sup>  Combined  Synchronized W/Recline

Seat pan to footplate:  S (12"-16")  M (15"-19")  L (18"-21")

Select Footplate:  Regular (7.5"W x 9"D)  Large (9"W x 11"D)

**ADD: Power Actuator Quick Release** .....\$350

**TRx Power Elevating AT5544 Elevating Legrests<sup>(23)</sup>** . \$1,990

(Includes AT5544 Legrests & Actuators)(HCPCS code E1010)

Select Function:  Individual<sup>(24)</sup>  Combined  Synchronized W/Recline

**TRx Power Legrest Actuators (PAIR) <sup>(19)(23)</sup>** ..... \$1,695

(Legrests not included - For use with Elevating Legrests)

Select Function:  Individual<sup>(24)</sup>  Combined  Synchronized W/Recline

## ELEVATING LEGRESTS

**TRx Pivot Plus Manual Elevating Legrests (Pair)** .....\$720

Seat pan to footplate:  S (12"-16")  M (15"-19")  L (18"-21")

Select Footplate:  Regular (7.5"W x 9"D)  Large (9"W x 11"D)

**AT5544 Standard Elevating Legrests (Pair)** .....\$495

**Jazzy Elevating Legrests (Pair)** .....\$495

**Quickie Standard Elevating Legrests (Pair)** .....\$495

**90° FRONT RIGGING/CENTER MOUNTED OPTIONS NOT RECOMMENDED ON STORM SERIES BASES**

**The Uplift, Elevate and Recline  
Power Positioning System**

**"RFQ" = Request For Quotation** - Please call customer service at 1-888-433-6818 and/or fax 1-888-433-6834

Dealer Name: \_\_\_\_\_  
 Dealer Account Number: \_\_\_\_\_  
 PO #: \_\_\_\_\_  
 Tag: \_\_\_\_\_

**ADDITIONAL FRONT RIGGING OPTIONS**

**90° FRONT RIGGING/CENTER MOUNTED OPTIONS NOT AVAILABLE ON STORM SERIES BASES**

- TRx-Heavy Duty 70° Swingaway Footrests (Pair)<sup>(25)</sup> . . . \$495  
 Select Receivers:  Straight  Flared inward 1"  Flared outward 1"  
 Seat pan to footplate:  S (12"-16")  M (15"-19")  L (18"-22")  
 Select Footplate:  S (4.25"W x 8"D)  M (5.25"Wx8"D)  L (6.25"Wx8"D)
- ADD: Optional Swing away receiver . . . \$150
- Dynamic Coil Springs (Pair) for TRx-Heavy Duty 70° Swingaway Footrests . . . \$165
- Action 70° Swingaway Footrests (Pair) . . . \$395
- Jazzy 70° Swingaway Footrests (Pair) . . . \$395
- Quickie 70° Swingaway Footrests (Pair) . . . \$395
- Adjustable 70°-90° Fixed Center Mount Foot platform<sup>(21)</sup> \$595  
 (Depth and Height Adjustable -- Comes with a 12" x 10" footplate made of durable aluminum and calf pads are included)  
 Seat pan to footplate:  S (12"-16")  M (15"-19")  L (18"-22")
- Invacare Split Foot Platform Interface Bracket . . . \$595  
 (Invacare CTMT-T Foot Platform is included)
- Tapered Manual Elevating Foot cage (Range 12"-18") . \$995  
 Select side for adjustment lever:  Left  Right  
 Seat pan to footplate : 

	"
--	---

(For seat widths 16"-20")

**FOOT PLATFORM & FOOTPLATE OPTIONS**

- Upgraded Flip-up Foot Platform\* (12"W x 10"D) . . . \$180
  - Bariatric Flip-up Foot Platform\* (15"W x 10"D) . . . \$250
  - Pediatric Flip-up Foot Platform\* (11"W x 7.5"D) . . . \$180
  - Split Footplates\* (6" x 10" each) pair . . . \$275
- (\*For use with Adjustable 70°-90° Fixed Center Mount Foot platform or Center Mount Power Articulating & Elevating Foot Platforms - Made of durable aluminum 1/4" thick with flexible heel loops.)
- Adjustable Angle Footplates (Each) (HCPCS code K0040)  
 Left:  
 S (4.25" W x 8"D)  M (5.25" Wx8"D)  L (6.25" Wx8"D) . . . \$125  
 Right:  
 S (4.25" W x 8"D)  M (5.25" Wx8"D)  L (6.25" Wx8"D) . . . \$125
  - Adjustable Angle Footplates with Cutouts for Caster Clearance (Each) (HCPCS code K0040)  
 Left  Regular (7.5"W x 9"D)  Large (9"W x 11"D) . . . \$125  
 Right  Regular (7.5"W x 9"D)  Large (9"W x 11"D) . . . \$125
  - Heel Loops (Each) QUANTITY ( ) . . . \$20  
 (HCPCS code E0951)

**CALF PAD AND STRAP OPTIONS**

- Flat Calf pads . . . \$275  
 Select:  TRx HD Swing Away Footrests  
 Fixed Center Mount Foot platform
- Curved Calf pads . . . \$275  
 Select:  TRx HD Swing Away Footrests  
 TRx Pivot Plus Legrests  
 Fixed Center Mount Foot platform
- One piece calf pad for Fixed Center Mount Footplate . \$275
- Airmesh Calf Strap for chairs 15"-18" wide - 3.5" pad height (HCPCS code E0978) BP-CS-M . . . \$50
- Airmesh Calf Strap for chairs 18"-22" wide-3.5" pad height (HCPCS code E0978) BP-CS-L . . . \$50

**SWING AWAY FOOTREST MECHANISM**

- Assists user to swing away 70° footrests
- Power version requires enhanced electronics
- Compatible with Motion Concepts TRx HD 70° Swing away footrests or Invacare Action Swing away footrests
- Footrests NOT included
- TRx Power Swing Away Mechanism . . Suggested Retail \$1,995  
 . . . . . RFQ Required  
 Specify :  Switch or  Joystick (See page 7 for electronics)
- TRx Manual Swing Away Mechanism . . . Suggested Retail \$995  
 . . . . . RFQ Required  
 Specify Lever Mounting  Right or  Left

**ADDITIONAL OPTIONS AND ACCESSORIES**

- TRx Concepts Back Pack - Single . . . \$125
- TRx Concepts Back Pack - Double . . . \$195
- Transfer Handles (Height Adjustable) . . . \$350  
 Select:  4"-6.5"  
 9"-11.5"
- D-Loops (set of 2)\* . . . \$250  
 -D-Loops increase the seat to floor height by 3/8"
- Flip & Fold Away 1/2 Lap Tray (14"W x 10"D) . . . \$795  
 (Only available with a flat arm pad)  
 Select Mounting\*:  Left  Right  
 \*Not available on the same side as the joystick is mounted

**BODY POINT LAP BELTS**

- Padded Lap Belt 2 point - BP-PLB2 (HCPCS code E0978) . . \$120
- Padded Lap Belt 4 point - BP-PLB4 (HCPCS code E0978) . . \$150

# The Uplift, Elevate and Recline Power Positioning System

**"RFQ" = Request For Quotation** - Please call customer service at 1-888-433-6818 and/or fax 1-888-433-6834

Dealer Name: \_\_\_\_\_

Dealer Account Number: \_\_\_\_\_

PO #: \_\_\_\_\_

Tag: \_\_\_\_\_

## SPECIFY DRIVE

Select:  Left hand  Right hand

## ELECTRONICS SWITCH MOUNTING

Select:  Left  Right  Do Not Mount

Specialty Controls Please call for specification sheet 1-888-433-6818

## STANDARD ELECTRONICS - N/A WITH VENT TRAYS OR HEAD ARRAYS

(These electronics are equipped with drive lock-out. They do not include attendant control, tilt limits, and variable speed control(s).)

TRx Single-Function Control Box . . . . .STD

Please Select One:  Single Push Button  Dual Push Button

Single Toggle  Omit Switch\*

(\*Single-Function Control Box uses a phono jack connection. Compatible with other phono jack switches.)

Add:  Reduced Drive with Elevating Seat . . . . . \$500

Through Joystick\*(Single Channel Direct Mode) . . . \$750  
(HCPCS code E2310)

Add:  Reduced Drive with Elevating Seat . . . . . \$500

(\*Motion Concepts provides the communication interface for Invacare Electronics)

## HIGH END ELECTRONICS

(These electronics are equipped with drive lock-out, attendant control, tilt limits and variable speed control(s).)

### SINGLE-FUNCTION SYSTEM - (IE: ELEVATE ONLY)

TRx Enhanced Single-Function Control Box . . . . . \$500

Select:  Single Push Button  Dual Push Button<sup>(26)</sup>

Single Toggle

Add:  Reduced Drive with Elevating Seat . . . . . \$400

Enhanced Single Function through Joystick\* . . . . . \$1,150  
(HCPCS code E2310)

Additional Switch:  Single Push Button  Dual Push Button<sup>(26)</sup> \$97

Single Toggle

Add:  Reduced Drive with Elevating Seat . . . . . \$400

### DUAL-FUNCTION SYSTEM - (IE: RECLINE/POWER LEGS)

TRx Enhanced Dual-Function Control Box . . . . . \$700

Select:  Dual Push Button  Quad Push Button<sup>(26)</sup>

Dual Toggle  Four-Way Toggle

Add:  Reduced Drive with Elevating Seat . . . . . \$850

Enhanced Dual Function through Joystick\* . . . . . \$1,550  
(HCPCS code E2311)

Includes: Reduced Drive with Elevating Seat . . . . .  Yes  No

Additional Switch:  Dual Push Button  Quad Push Button<sup>(26)</sup> . . \$97

Dual Toggle  Four-Way Toggle

### MULTI-FUNCTION SYSTEM - (IE: TILT/RECLINE/POWER LEGS)

TRx Enhanced 2-5 Function Control Box . . . . . \$1,150

Select:  Quad Push Button  Four-Way Toggle

Add:  Reduced Drive with Elevating Seat . . . . . \$400

Add:  Function Display\* . . . . . \$250

Add:  Function Display/Step Scanner\* . . . . . \$400

\* The display is operated through left/right motion on 4-Way Toggle or buttons 3 and 4 on the Quad Push Button.

## HIGH END ELECTRONICS - CONTINUED

### MULTI-FUNCTION SYSTEM - (IE: TILT/RECLINE/POWER LEGS)

Enhanced 2-5 Function through Joystick . . . . . \$2,350

(HCPCS code E2311)

Includes: Reduced Drive with Elevating Seat . . . . .  Yes  No

Includes: Function Display . . . . .  Yes  No

Add:  Function Display/Step Scanner\* . . . . . \$150

Additional Switch:  Quad Push Button  Four-Way Toggle . . . \$97

\* The display is operated through left/right motion on 4-Way Toggle or buttons 3 and 4 on the Quad Push Button.

(Motion Concepts provides the communication interface for Invacare Electronics and includes a function display)

### ELECTRONICS OPTIONS - REQUIRES HIGH END ELECTRONICS

TRx M16 Splitter(HCPCS code E2399) . . . . . \$125

(Allows for multiple switch options with phono plug connection)

TRx Feather Touch Switch - Single function . . . . . \$97

Dime Size  Quarter Size

TRx Feather Touch Switch Multi function . . . . . \$135

Dual Dime Size  Quad Dime Size

Stealth Green Egg (ESGRN) . . . . . \$77

(For use with Single function electronics only)

TRx Power Shut Off Switch<sup>(24)</sup> - Toggle Switch Only . . . \$175

(HCPCS code E2399)

TRx Lazarus Jump Starter . . . . . \$150

(HCPCS code A9270)

Accessory Port Power Supply . . . . . \$195

(3 amp capacity)

TRx Lighting Effects - Through Switch . . . . . \$350

TRx Front Safety Lights (pair)

Operated through switches . . . . . \$495

Operated through Joystick . . . . . \$845

TRx Rear Safety Lights (pair)

Operated through switches . . . . . \$495

Operated through Joystick . . . . . \$845

TRX Front & Rear Light Combo Package Credit\* . . . (\$150)

\*Purchase both sets and receive a credit

## MEMORY SEATING OPTIONS

Single Function Memory Seating\* . . . .Suggested Retail \$495

. . . . .RFQ Required

(For use with Enhanced electronics only - Not available to control Elevating seat modules)

\*Please call for specification sheet 1-888-433-6818

Multiple Function Memory Seating\* . .Suggested Retail \$995

. . . . .RFQ Required

(For use with Enhanced electronics only - Not available to control Elevating seat modules)

\*Please call for specification sheet 1-888-433-6818

# The Uplift, Elevate and Recline Power Positioning System

Dealer Name: \_\_\_\_\_

Dealer Account Number: \_\_\_\_\_




PO #: \_\_\_\_\_

Tax: \_\_\_\_\_

**"RFQ" = Request For Quotation** - Please call customer service at 1-888-433-6818 and/or fax 1-888-433-6834

## VENTS <sup>(27)(28)</sup> - ADULT SEAT SIZES ONLY

### TILT WILL BE LIMITED TO 45° WHEN USING VENT APPLICATIONS - WEIGHT CAPACITY IS REDUCED TO 250 LBS<sup>(26)</sup>

MANUFACTURER	AVAILABLE BASES FOR VENT TRAYS
	TDX-SP <sup>(34)</sup> , TDX-3,4,5 <sup>(33)</sup> , 3G Storm, M91 & M71*
	6000, 600 & 1402
	S646 and Rhythm

\* M71 CLIENT WEIGHT CAPACITY REDUCED TO 125LBS WITH VENT.

- TRx Vent Tray - Articulating (Without Battery Tray) . . . \$1,350
  - Horizontal (14W X 15D X 10H )
  - Vertical (14.625W X 10.125D X 13H)
- TRx Vent Tray - Gimbal (Pendulum Style) . . . \$1,350  
(14W X 15D X 10H) - (Without Battery Tray)
- ADD: Battery Tray (N/A on M71 Power Bases) . . . \$500  
Select:  Group 22 Battery  U1 Battery  40 amp Battery<sup>(29)</sup>
- ADD: Step Down Converter . . . \$500  
-converts 24V to 12V

## COMPACT-LAPTOP VENTS<sup>(27)(28)</sup> - ADULT SEAT SIZES ONLY

- TRx Vent Tray (Without Battery Tray) . . . \$1,350
- TRx Vent Bag Holder - Articulating -without battery tray . . . \$990
- TRx Vent Bag Holder -  
Non Articulating (Without Battery Tray) . . . \$525
- ADD: Battery Tray (N/A on M71 Power Bases) . . . \$500  
Select:  Group 22 Battery  U1 Battery  40 amp Battery<sup>(29)</sup>
- ADD: Step Down Converter . . . \$500  
-converts 24V to 12V

## O2 HOLDERS - ADULT SEAT SIZES ONLY

- Non-Articulating O<sup>2</sup> Gas Holder (Cylinder Style) . . . \$895
- Articulating O<sup>2</sup> Holder<sup>(30)</sup> . . . \$1,250  
Please Select One:  
 O<sup>2</sup> Gas (Cylinder Style)  Liquid O<sup>2</sup> (6.5" x 4.5")

## BATTERIES

- MK U1 Battery (MU-1 SLD G) Each . . . \$140  
Quantity ( ) (HCPCS code E2365)
- MK GROUP 22NF Battery (M22NF SLD G) Each  
Quantity ( ) (HCPCS code E2361) . . . \$173
- MK GROUP 24 Battery (M24 SLD G) Each  
Quantity ( ) (HCPCS code E2363) . . . \$215
- MK GROUP 34 Battery (M34 SLD G) Each  
Quantity ( ) . . . \$215

## INSTALLATION

- Installation by Motion Concepts<sup>(31)</sup> . . . N/C
- Dealer Installation (Subject to approval)<sup>(32)</sup> . . . (\$100)

**Total Retail Value \$** \_\_\_\_\_

## NOTES

- 1 Seat-to-floor height is measured at the front of the seat pan based on a standard seat size. Seat to floor heights may vary +/- .25" dependent on conditions of the power base and on seat depths greater than 18". Suspension casters may affect seat-to-floor height up to an additional .5"-1".
- 2 Weight limit is 250lbs.
- 3 Uses 2 U1 Batteries
- 4 Systems are designed for use with a 2"-3" cushion.
- 5 The foot platform will be set at an angle(70°-90 °) to accommodate caster clearance.
- 6 These systems are not available over 20" wide by 20" deep. Elevating systems use 2-22NF batteries. M91 uses 2-22NF batteries without carrying handles. 3G Storm may use 2-Group 24 batteries with the Elevating Only System. The Elevator increases seat to floor approximately 1"-2". The Elevator increases seat to floor approximately 1"-2". The On-Board charger option is not available on the Q600.
- 7 Back angle is adjustable from -76° to 116° degrees in increments.
- 8 Total degrees of recline is 174° ie: if 30° degrees of precline is used, then 144° degrees of recline will be available. Only available on Recline Systems.
- 9 RFQ required for this seat size on M71, 1103 Ultra, 1107, 1113 ATS and P220/P222.
- 10 We highly recommend a 3G - Long base for optimal maneuverability
- 11 3G - Long base must be used for these seat depths.
- 12 This back height is not recommended with Recline Systems, please call for further details. Power Sliding Back (PSB) is not available on these back heights.
- 13 Included with all Recline Systems when no back is selected. May also be used as an interface for after market backs.
- 14 N/A with Recline/ESR or Recline/PSB.
- 15 This option allows the back angle to adjust from 81° to 121° in increments.
- 16 This option not available on the Uplift System.
- 17 When omitting the back there may be compatibility issues when using certain aftermarket back and/or lateral options. When using these arms with endomorph canes the lowest arm setting is 12".
- 18 Laterals are not available with the MaTRx PB Backs.
- 19 Standard front rigging will only be provided when specified. Please provide or order separately.
- 20 Includes a flip up foot platform. Increases seat-to-floor height.
- 21 90° front rigging will collide with front casters on the P220, S525,S646 and 3G Storm.
- 22 The increased weight of this option reduces the weight capacity by 20 lbs on the M71, 1107, 1103 , 1113 ATS .
- 23 Under normal usage Power Legrest actuators tend to be louder than Tilt/Recline Actuators.
- 24 Individual legs count as two functions.
- 25 Heavy duty durable construction (4.5lbs ea.). Lift and swing away setup.
- 26 Non-reversing relays.
- 27 Vent trays are not standard configuration on Elevating or Precline Systems or with Single Post Backs - Please request a quotation. Aggressive driving conditions may cause the Vent to oscillate on the TDX base. Vents not standard on the 3G Storm Short Base with Gearless Brushless Motors. Please call for RFQ. Not available with welded transport brackets on the TDX-3, TDX-4, TDX-5. Please see footnote #29.
- 28 55° of tilt and a 300 lb weight capacity is available when using a Compact - Lap Top Style vent.
- 29 Not available on M71 and Storm seat depths below 17".
- 30 Articulating O<sup>2</sup> holders are not standard configuration on Precline Systems, please call for quotation.
- 31 Batteries may be required at time of installation, please call to confirm.
- 32 Elevating seat systems must be installed by Motion Concepts.
- 33 When ordering a vent tray for the TDX-3, TDX-4, TDX-5, the base must be ordered with a battery tray for (3) 22NF Batteries.(If ordering the base transport ready)
- 34 TDX-SP base must have the TRO(Transport ready option) if utilizing a vent and elevating seat module.