

Generated by the FSA Seating Protocol Wizard - Monday, May 05, 2008

Diagnosis: SCI - Level: c4 Incomplete,

Living Environment: Home - Caregivers:

Life Roles:

Activity Level:

Hours spent in wheelchair/scooter:

Hours outside of wheelchair/scooter: 0

Risk Factors:

Current Equipment

Chair type and model: Action Extra

Cushion type: pillow

Postural supports: none

Power Seating:

Sitting Balance: Hands free sitter

Rib Cage: Even

Trunk

Straight alignment

Pelvis Obliquity: None (Level)

Pelvis Tilt: None (Neutral)

Pelvis Rotation: None

Lumbar Space: Normal

Lower Extremity Positioning

Hip and knee flexion WNL

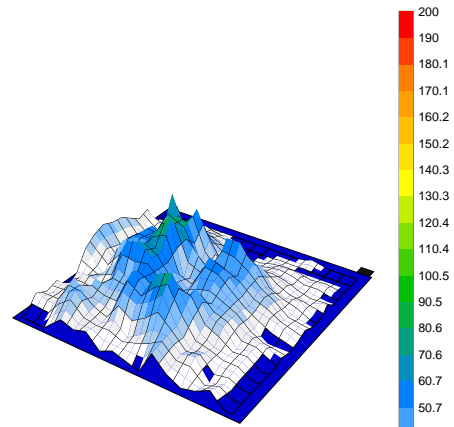
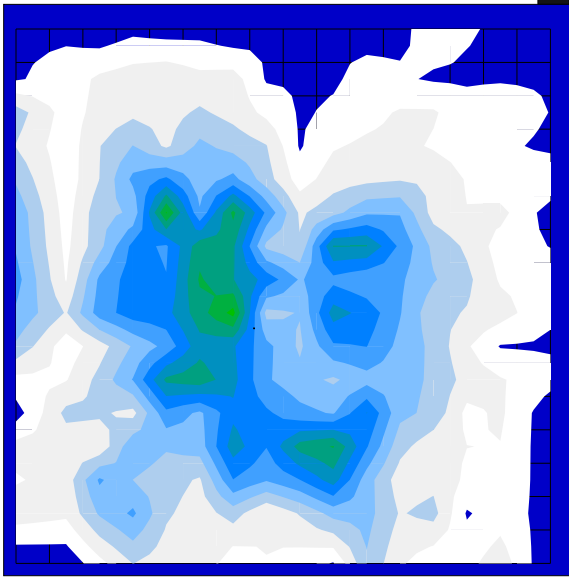
Current Skin Condition

Intact on weight bearing areas

Pressure Relief Behaviour

Recommendation:

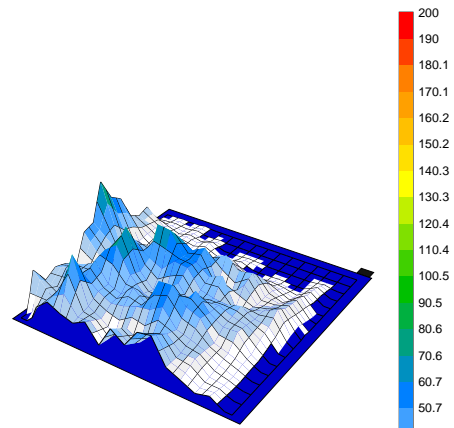
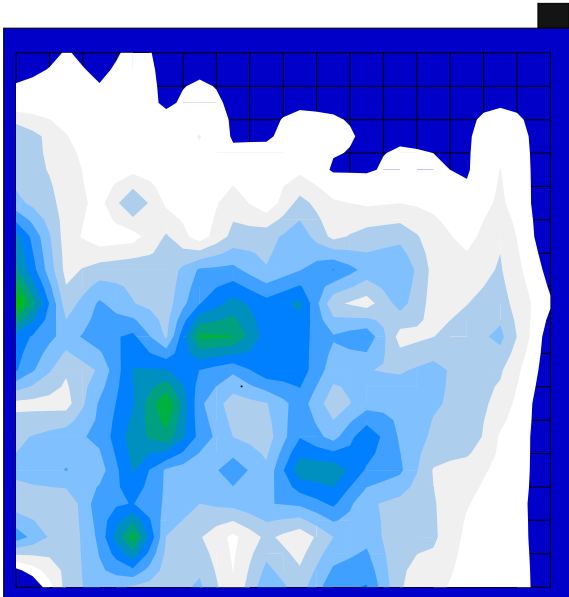
Monday, May 05, 2008 1:46:50.240 PM



Sensing area (in ²)	254.24
Coefficient of variation (%)	73.15
Average (mmHg)	28.22
Regional distribution (%)	100.00
Standard deviation (mmHg)	20.64
Maximum (mmHg)	94.07

roho
Roho

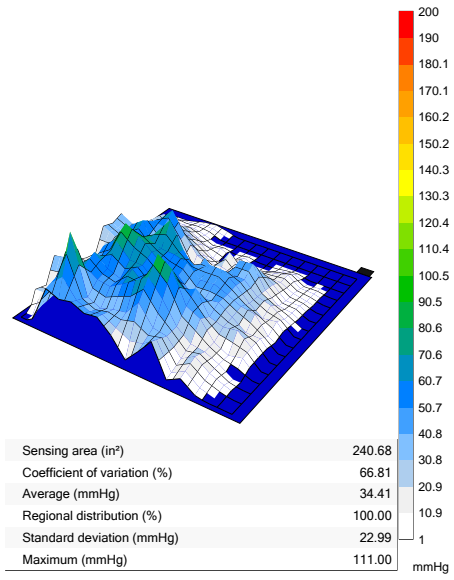
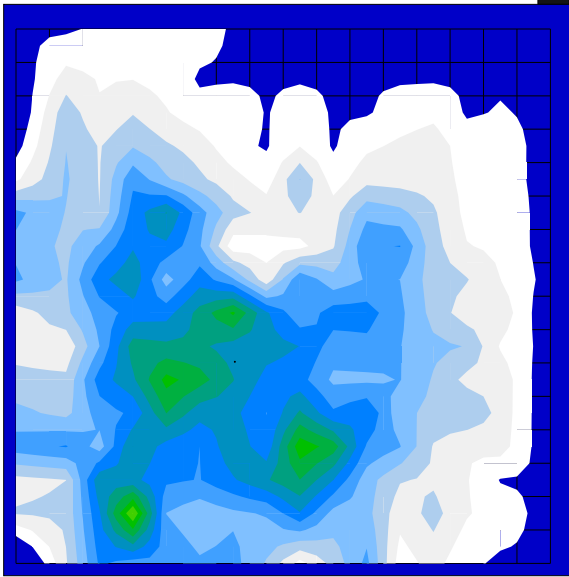
Monday, May 05, 2008 1:49:56.495 PM



Sensing area (in ²)	240.68
Coefficient of variation (%)	66.21
Average (mmHg)	28.74
Regional distribution (%)	100.00
Standard deviation (mmHg)	19.03
Maximum (mmHg)	90.98

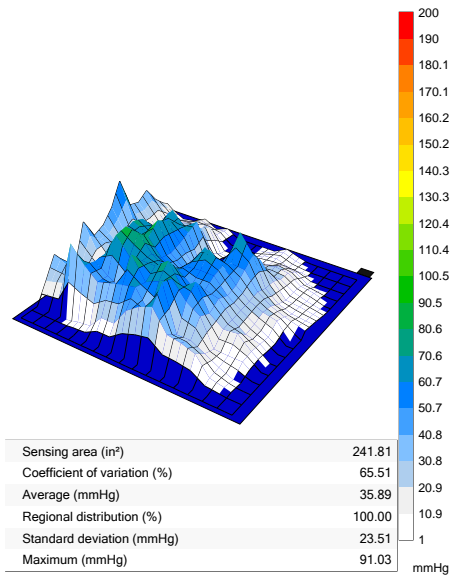
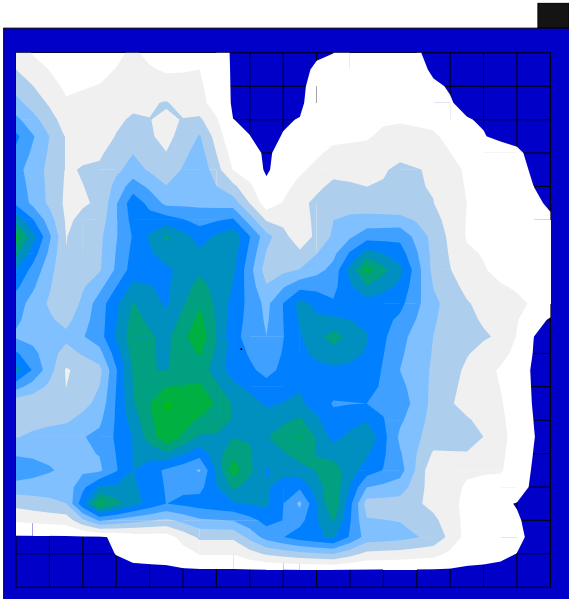
MatRx vi
Matrx vi

Monday, May 05, 2008 1:56:37.668 PM



Jay 2
Jay 2

Monday, May 05, 2008 1:59:38.610 PM



basic contour foam
basic foam