



## Thank you for using Motion Concepts eForms.

Motion Concepts is pleased to offer you an upgraded solution to your ordering process. Our enhanced order forms allow you to fill out a form electronically, print and fax the form, save and email\* it to Customer Service, or maintain the business practices that work for you today. The format has been revised to reveal a cleaner look with electronic selection and input functions.



### Adobe Acrobat Reader DC

\* Interactive functions of our new forms work best with the latest version of Adobe Acrobat Reader DC visit <https://get.adobe.com/reader/> to download and install on your PC or Mac or visit Google Play/ iTunes to download the Adobe Acrobat Reader DC app for your device.

#### Save

Adobe Acrobat Reader DC allows you to save this form with your content - to complete later or use as a starting point for your next form. Please note that content must be added and saved in Acrobat - saving content from completed forms in the browser may not be possible.

**SAVE**

#### Submit

Adobe Acrobat Reader DC allows you to submit this form electronically via your email client.

Simply click the submit button below and step through the simple process.

**SUBMIT**

**CLEAR FORM**

#### Print

If you do not have access to Adobe Acrobat Reader DC simply print this form and complete it by hand and fax it to our Customer Service Department at:

**888-433-6818**

**PRINT FORM**



# ULTRA LOW MAXX CG POWER POSITIONING SYSTEM ON TDX-SP2 BASE

US PRICE LIST AND ORDER FORM - Price Effective May 1, 2025



PRINT FORM

SAVE

CLEAR FORM

Contact Motion Concepts Customer Service: 1.888.433.6818 | quotes@motionconcepts.com

## REQUIRED INFORMATION

Quote  Order

Date of Order: \_\_\_\_\_ Dealer Account #: \_\_\_\_\_

Dealer Name: \_\_\_\_\_

PO #: \_\_\_\_\_ Tag: \_\_\_\_\_

Purchasing Contact: \_\_\_\_\_

Phone: \_\_\_\_\_ Fax: \_\_\_\_\_

E-mail: \_\_\_\_\_

ATP/Therapist: \_\_\_\_\_

Ship to Address: \_\_\_\_\_

City: \_\_\_\_\_ State: \_\_\_\_\_

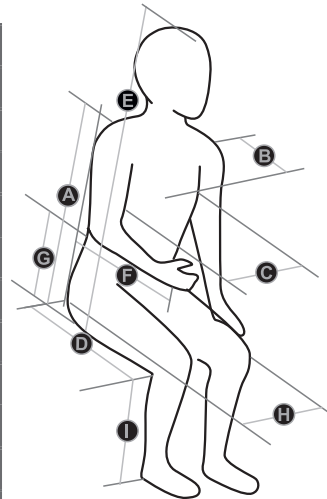
Zip: \_\_\_\_\_ Client Gender:  M  F

Special Client Conditions: \_\_\_\_\_

## REQUIRED MEASUREMENTS

To ensure system is accurately configured please fill in all **REQUIRED\*** measurements

<b>Client Height*</b>	
<b>Client Weight (lbs)*</b>	
<b>A. Seat to Shoulder</b>	
<b>B. Trunk Depth</b>	
<b>C. Chest Width</b>	
<b>D. Knee to Back</b>	
<b>E. Seat to Top of Head</b>	
<b>F. Back to Joystick</b>	
<b>G. Seat to Elbow</b>	
<b>H. Hip Width</b>	
<b>I. Knee to Heel*</b>	
<b>Cushion Thickness*</b>	



## REHAB SEAT BASE OPTION

TDXSP2 TDX-SP2 Base for Rehab Seat System<sup>(1)</sup>  
HCPCS code K0848 ..... \$10,995

1. Must select Ultra Low Maxx Rehab Seat (ULMRSN) system.

## POWER BASE OPTIONS

TDXSP2-CG TDX-SP2 Base for Single Actuator System  
HCPCS code K0856. .... \$7,595

TDXSP2-MCG TDX-SP2 Base for Multiple Actuator System  
HCPCS code K0861 ..... \$7,595

## BASE WIDTH

NARROWFRM Narrow Base 24" (MK 22 NF Batteries) ..... N/C  
 STDFRM Standard Base 25.5" (MK 24 NF Batteries) ..... N/C

## SEAT-TO-FLOOR HEIGHT<sup>(1)</sup>

SLOW 16.75" Seat-To-Floor<sup>(2)</sup> ..... \$250  
 LOW 17.25" Seat-To-Floor ..... N/C  
 MED 18.25" Seat-To-Floor ..... N/C  
 TALL 19.25" Seat-To-Floor ..... N/C

1. Seat-to-floor height is measured at the front of the seat pan based on a standard seat size. Seat-to-floor height may vary +/- .25" dependent on condition of the power base and seat depths greater than 18"  
2. This seat to floor height is only available with the Group 24 Battery Tray (24TRY) and on 17" seat depths and greater.

## USER WEIGHT LIMIT

U300 Weight Capacity up to 300lbs ..... STD

## WHEELCHAIR TRANSPORT BRACKETS

TRBKTS Wheelchair Transport Brackets<sup>(1)</sup> ..... STD  
 TRRO Transport Ready Option<sup>(2)(4)</sup> ..... \$275  
 TRRO-E Transport Ready Option for Elevate<sup>(2)(3)(4)</sup> ..... \$275

1. For unoccupied use only  
2. TRRO meets ISO-7176 Part 19  
3. Required for Elevate Systems to meet ISO-7176 Part 19, includes two additional tie-down loops on rail.  
4. Must select a Motion Concepts or Matrix Elan headrest with hardware and Motion Concepts Standard Rehab, High Back or Matrix Upgradeable back. Comes with pelvic safety belt standard, please select TROBELT on page 5.

## TIRE OPTIONS

B1431-3 14" x 3" Black Tire with Gel Foam Inserts ..... STD  
 B1430-3 14" x 3" Black Tire - Pneumatic Tire ..... N/C

## FORK OPTIONS

DSFK Double-Sided Fork Package ..... STD

## BATTERY CHARGER OPTION

I10CHARGER 110 Volt Battery Charger ..... N/C  
 L8900 Omit Battery Charger ..... (\$80)

## HIGHSPEED MOTORS AND ENHANCED DRIVING

HSMTR Performance Motors 7.5 mph<sup>(1)</sup> ..... \$1,400  
 GTRAC-LX LiNX G-TRAC Module<sup>(2)</sup>  
HCPCS code K0108 ..... \$995

1. Must order Standard Base 25.5"  
2. Recommended for use with Specialty Drive Controls

## LIGHTS AND INDICATORS

LIGHTS LED Lights and Indicators<sup>(1)</sup> ..... \$700

1. Must order REM215, REM216, REM400 or REM500

# Ultra Low Maxx CG Power Positioning System

## TDX-SP2

Dealer Name: \_\_\_\_\_

Dealer Account Number: \_\_\_\_\_

PO #: \_\_\_\_\_

Tag: \_\_\_\_\_

### FRAME FINISH

- 170P Obsidian Black ..... N/C
- 171P Ruby Red ..... N/C
- 172P Peacock Blue ..... N/C
- 174P Purple Passion ..... N/C
- 175P Denim Navy ..... N/C
- 176P Lime Twist ..... N/C
- 177P Arctic Blue ..... N/C

### RIM INSERT COLORS - MUST PICK ONE

- 170PR Obsidian Black ..... N/C
- 171PR Ruby Red ..... N/C
- 172PR Peacock Blue ..... N/C
- 173PR Pink Flamingo ..... N/C
- 174PR Purple Passion ..... N/C
- 175PR Denim Navy ..... N/C
- 176PR Lime Twist ..... N/C
- 177PR Arctic Blue ..... N/C
- 178PR Banana Split ..... N/C
- 179PR Orange Marmalade ..... N/C
- 180PR Morning Mist ..... N/C

### NON-EXPANDABLE SINGLE/DUAL JOYSTICKS

- REM110 LED Drive Only Remote/Joystick<sup>(1)</sup> ..... N/C  
*Single drive profile*
- REM210 LED Non-Expandable Remote/Joystick<sup>(1)</sup> ..... N/C  
*Three drive profiles, control of two seat functions*
- REM215 LED Non-Expandable Remote with Lights<sup>(2)</sup> ... \$350  
*Three drive profiles, control of two seat functions and light operation*

1. Not available with lights and indicators.
2. Must choose lighting package separately

### EXPANDABLE JOYSTICKS<sup>(1)</sup>

- REM211 LED Expandable Remote/Joystick<sup>(2)</sup> ..... N/C  
*Three drive profiles, control of up to 6 actuators  
Not for use with specialty controls*
- REM216 LED Expandable Remote/Joystick  
with Lights<sup>(3)</sup> ..... \$350  
*Three drive profiles, control of up to 6 actuators  
and light operation. Not for use with specialty controls*
- REM400 Color 3.5" Touch Screen  
Remote/Joystick<sup>(4)</sup> ..... \$1,000  
*Four drive profiles, control of up to 6 actuators through the  
drive control and light operation.*
- SW400TGL Toggle Kit for REM400<sup>(5)</sup> ..... \$200

1. Must choose EXPC Expandable Controller and PWH Harness.
2. Not available with lights and indicators
3. Must choose lighting package separately.
4. REM400 or REM500 is required when using specialty controls, choose specialty controls purchased separately.
5. Adds 2 toggle switches to REM400.

### EXPANDABLE CONTROLLER AND HARNESS

- EXPC Expandable Controller<sup>(1)</sup>  
HCPCS code E2377 ..... \$700
- PWH Harness for Expandable Controller  
HCPCS code E2313 ..... \$450

1. This item is required when ordering power tilt, power recline, and power elevating legrest together OR when ordering an Alternative Drive Control.

### EXPANDABLE SPECIALTY DISPLAY

- REM500 LINX Color 3.5" Touch Screen  
Display<sup>(1)(2)(3)</sup> ..... \$1,500

Select mounting position for REM500

- R5MR Right ..... N/C
- R5ML Left ..... N/C
- R5RPB Rear Push Bar ..... \$140

1. Must choose EXPC Expandable Controller and PWH Harness.
2. Driver Control not included.
3. REM400 or REM500 is required when using specialty controls, choose specialty controls purchased separately.

### SPECIALTY PROPORTIONAL CONTROLS<sup>(1)(2)</sup>

- CREM LINX Compact Remote HCPCS code E2373 ... \$1,500
- CREM-LF LINX Compact Remote Low Force  
HCPCS code E2373 ..... \$1,500

1. Requires REM400 or REM500
2. Select Mount in Mounting For Driver Control section

### ATTENDANT DRIVE CONTROL CHOICES

- ACU Proportional Attendant Control<sup>(1)</sup>  
HCPCS code E2331 ..... \$900

Select mounting position for ACU

- RPBMR Right
- RPBML Left
- RPBMC Center

1. Requires Expandable Controller.

### THIRD PARTY SPECIALTY CONTROLS

Motion Concepts Install recommended

Installed at Motion Concepts:  YES  NO

Type: \_\_\_\_\_

Specialty Control Mount:  Right  Left

Display Mount:  Right  Left

Mode Switch Mount:  Right  Left

On/Off Mount:  Right  Left

Notes

\_\_\_\_\_

\_\_\_\_\_



# Ultra Low Maxx CG Power Positioning System

## TDX-SP2

NOTE: Systems Include Seat Pan, Back Pan, and Standard Armrests. They are designed for use with a 2" - 3" cushion

### REHAB SEAT SYSTEM<sup>(1)</sup>

ULMRSN Ultra Low Maxx Rehab Seat ..... N/C

1. Must order Rehab Seat Base (TDXSP2)

### POWER POSITIONING SYSTEMS<sup>(1)</sup>

ULMT Ultra Low Maxx CG Tilt (50°) Only System<sup>(2)</sup>  
HCPCS code E1002 ..... \$6,595

ULMTRE Ultra Low Maxx CG Tilt (50°) & Power Recline (170°) w/Extended Shear Reduction(ESR)<sup>(2)</sup>  
HCPCS code E1007 ..... \$10,795

ULMTRP Ultra Low Maxx CG Tilt (50°) & Power Recline (170°) w/Power Sliding Back(PSB)<sup>(2)(3)</sup>  
HCPCS code E1008 ..... \$10,995

ULMRE Ultra Low Maxx Power Recline (170°) w/Extended Shear Reduction(ESR)  
HCPCS code E1004 ..... \$5,450

ULMRP Ultra Low Maxx Power Recline (170°) w/Power Sliding Back(PSB)<sup>(3)</sup>  
HCPCS code E1005 ..... \$6,250

ULME Ultra Low Maxx 12" Elevating Lift Seat Only<sup>(4)</sup> HCPCS code E2298 ..... \$4,995  
Weight capacity up to 250lbs

ULME10 Ultra Low Maxx 10" Elevating Lift Seat Only<sup>(5)</sup> HCPCS code E2298 ..... \$5,995  
Weight capacity up to 300lbs

1. Not available with Rehab Seat Base TDXSP2.
2. Tilt will be reduced to 45° if adding an Elevating Lift Seat Module
3. Requires Multi-Function M610 through Drive Control (MFCBD). Not available on Multi Function Act4-LiNX Electronics.
4. Not available on seat sizes greater than 20" wide by 20" deep.
5. Not available on seat sizes greater than 22" wide by 22" deep. Not available on Multi Function Act4-LiNX Electronics.

### ADD: POWER ADJUSTABLE SEAT HEIGHT MODULE

ESM12 12" Power Adjustable Seat Height Module<sup>(1)(2)(3)</sup>  
HCPCS code E2298 ..... \$2,495  
Weight capacity up to 250lbs

ESM10 10" HD Power Adjustable Seat Height Module<sup>(4)(5)</sup>  
HCPCS code E2298 ..... \$2,995  
Weight capacity up to 300lbs

1. Uses an integrated Tilt/Lift mechanism, tilt is 45° and the seat to floor height is not affected by the Elevating Lift Seat.
2. Not available on seat sizes greater than 20" wide by 20" deep
3. For weights greater than 175lbs tilt while elevated is not available.
4. Only available with tilt, uses an integrated Tilt/Lift mechanism, tilt is 45°
5. Not available on seat sizes greater than 22" wide by 22" deep. Only available on Standard Base (STDFRM). Not available on Multi Function Act4-LiNX Electronics.

Dealer Name: \_\_\_\_\_

Dealer Account Number: \_\_\_\_\_

PO #: \_\_\_\_\_

Tag: \_\_\_\_\_

### MODULES - MUST SELECT SYSTEM TO ADD MODULES

PRETILT 5° Fixed Pre-Tilt<sup>(1)</sup> ..... N/C

PRM8 8° Precline Module<sup>(2)</sup> ..... N/C

PRM30 30° Precline Module<sup>(2)</sup>  
HCPCS code K0108 ..... \$500

ERSSP Programable Electronic Recline Function Start & Stop<sup>(3)</sup> ..... \$400

Specify:

Start: \_\_\_\_\_degrees Stop: \_\_\_\_\_degrees

1. This Fixed Pre-tilt option adds approximately 2" to the front seat to floor height.
2. Total degrees of recline is 170° ie. if 30° of precline is used, then 140° of recline will be available. Must order Recline System
3. Requires Multi-Function M610 through Drive Control (MFCBD). Set range between 90° and 170°. Will be set to factory settings unless specified.

### ADULT SEAT WIDTH SETTINGS

SW116 16" Wide (Adjustable from 16" to 20") ..... N/C

SW117 17" Wide (Adjustable from 16" to 20") ..... N/C

SW118 18" Wide (Adjustable from 16" to 20") ..... N/C

SW119 19" Wide (Adjustable from 16" to 20") ..... N/C

SW120 20" Wide (Adjustable from 16" to 20") ..... N/C

SW219 19" Wide (Adjustable from 19" to 22") ..... N/C

SW220 20" Wide (Adjustable from 19" to 22") ..... N/C

SW221 21" Wide (Adjustable from 19" to 22") ..... N/C

SW222 22" Wide (Adjustable from 19" to 22") ..... N/C

### ADULT ULTRA RAIL SEAT DEPTH SETTINGS

SD116 16" Deep (Adjustable from 16" to 21") ..... N/C

SD117 17" Deep (Adjustable from 16" to 21") ..... N/C

SD118 18" Deep (Adjustable from 16" to 21") ..... N/C

SD119 19" Deep (Adjustable from 16" to 21") ..... N/C

SD120 20" Deep (Adjustable from 16" to 21") ..... N/C

SD121 21" Deep (Adjustable from 16" to 21") ..... N/C

SD219 19" Deep (Adjustable from 19" to 23") ..... N/C

SD220 20" Deep (Adjustable from 19" to 23") ..... N/C

SD221 21" Deep (Adjustable from 19" to 23") ..... N/C

SD222 22" Deep (Adjustable from 19" to 23") ..... N/C

SD223 23" Deep (Adjustable from 19" to 23") ..... N/C

### SMALL ADULT SEAT WIDTH SETTINGS<sup>(1)</sup>

SW314 14" Wide (Adjustable from 14" to 15") ..... N/C

SW315 15" Wide (Adjustable from 14" to 15") ..... N/C

1. Weight limit limited to 175 lbs. If recline is selected it may be limited to 165° of recline. You must select both small adult seat width and depth together.

### SMALL ADULT SEAT DEPTH SETTINGS<sup>(1)</sup>

SD314 14" Deep (Adjustable from 14" to 18") ..... N/C

SD315 15" Deep (Adjustable from 14" to 18") ..... N/C

SD316 16" Deep (Adjustable from 14" to 18") ..... N/C

SD317 17" Deep (Adjustable from 14" to 18") ..... N/C

SD318 18" Deep (Adjustable from 14" to 18") ..... N/C

1. Weight limit limited to 175 lbs. If recline is selected it may be limited to 165° of recline. You must select both small adult seat width and depth together.

# Ultra Low Maxx CG Power Positioning System

## TDX-SP2

Dealer Name: \_\_\_\_\_

Dealer Account Number: \_\_\_\_\_

PO #: \_\_\_\_\_

Tag: \_\_\_\_\_

### MATRIX SEAT CUSHION OPTIONS

Matrix PS Seat Cushion 14" - 20" wide/reversable cover  
 HCPCS code E2605 ..... \$345  
 PS1414     PS1416     PS1616     PS1618     PS1620  
 PS1716     PS1718     PS1720     PS1816     PS1818  
 PS1820     PS2016     PS2018     PS2020

Matrix PS Seat Cushion 21"-22" wide  
 HCPCS code E2606 ..... \$545  
 PS2218     PS2220     PS2222

Matrix PSP Seat Cushion 14" - 20" wide/reversable cover  
 HCPCS code E2607 ..... \$395  
 PSP1414     PSP1416     PSP1616     PSP1618     PSP1620  
 PSP1716     PSP1718     PSP1720     PSP1816     PSP1818  
 PSP1820     PSP2016     PSP2018     PSP2020

Matrix PSP Seat Cushion 21"-22" wide  
 HCPCS code E2608 ..... \$595  
 PSP2218     PSP2220     PSP2222

Matrix Vi Seat Cushion 14" - 20" wide  
 HCPCS code E2607 ..... \$425  
 KA1414-VI     MA1415-VI     MA1417-VI     MA1616-VI     MA1618-VI  
 MA1620-VI     MA1716-VI     MA1718-VI     MA1720-VI     MA1816-VI  
 MA1818-VI     MA1820-VI     MA2016-VI     MA2018-VI  
 MA2020-VI

Matrix Vi Seat Cushion 21" - 22" wide  
 HCPCS code E2608 ..... \$475  
 MA2218-VI     MA2220-VI

Matrix Vi HD Seat Cushion 22" wide  
 HCPCS code E2608 ..... \$625  
 MA2222-VI

Matrix Libra Seat Cushion 14" - 20" wide  
 HCPCS code E2624 ..... \$485  
 LC1414     LC1416     LC1516     LC1518     LC1520  
 LC1616     LC1618     LC1620     LC1716     LC1718  
 LC1720     LC1816     LC1818     LC1820     LC1916  
 LC1918     LC1920     LC2016     LC2018     LC2020

Matrix Libra HD Seat Cushion 21" wide  
 HCPCS code E2624 ..... \$525  
 LC2118     LC2120

Matrix Libra Seat Cushion 22" deep  
 HCPCS code E2624 ..... \$595  
 LC1622     LC1722     LC1822     LC1922     LC2022  
 LC2122

Matrix Libra HD Seat Cushion 22" wide  
 HCPCS code E2625 ..... \$595  
 LC2218     LC2220     LC2222

### MATRIX SEAT CUSHION OPTIONS

Matrix Libra Adjust Seat Cushion 14" -20" wide  
 HCPCS code E2624 ..... \$625  
 LC1414-ADJ     LC1416-ADJ     LC1516-ADJ     LC1518-ADJ  
 LC1520-ADJ     LC1616-ADJ     LC1618-ADJ     LC1620-ADJ  
 LC1716-ADJ     LC1718-ADJ     LC1720-ADJ     LC1816-ADJ  
 LC1818-ADJ     LC1820-ADJ     LC1916-ADJ     LC1918-ADJ  
 LC1920-ADJ     LC2016-ADJ     LC2018-ADJ     LC2020-ADJ

Matrix Libra Adjust Seat Cushion 22" deep  
 HCPCS code E2624 ..... \$735  
 LC1622-ADJ     LC1722-ADJ     LC1822-ADJ     LC1922-ADJ  
 LC2022-ADJ     LC2122-ADJ

Matrix Libra Adjust HD Seat Cushion 22" wide  
 HCPCS code E2625 ..... \$735  
 LC2118-ADJ     LC2120-ADJ

Matrix Multi Cushion 14" - 20" wide w/reversable cover  
 HCPCS code E2607 ..... \$445  
 MM1414     MM1416     MM1616     MM1618     MM1620  
 MM1716     MM1718     MM1720     MM1816     MM1818  
 MM1820     MM2016     MM2018     MM2020

Matrix Multi Cushion 22" wide w/reversable cover  
 HCPCS code E2608 ..... \$595  
 MM2216     MM2218     MM2220     MM2222

OCCC "ON-CHAIR" Cushion Credit<sup>(1)</sup> ..... (\$90)

1. Not available on Matrix PS or PSP Cushions.

### FABRIC OPTIONS FOR CUSHIONS

Cushion	Meshtex	Startex	Infection Control	Spacetex	Onyx	Fusion
Libra/Adjust	N/A	STD	\$50	N/A	N/A	N/A
PS/PSP	N/A	STD Reversible	STD Reversible	N/A	N/A	N/A
Vi	STD	\$50	\$50	N/A	\$100	\$150

LC-SP Spacetex Fabric Option for Libra Cushion ..... N/C  
 LC-IC Infection Control Fabric Upgrade for Libra Cushion ..... \$50  
 FSU-MA Fusion Fabric Upgrade for Matrix Vi Cushion . . . \$150  
 OCU-MA Onyx Fabric Upgrade for Matrix Vi Cushion . . . \$100  
 STARTEX-S Smooth side Startex Fabric Upgrade for Matrix Vi Cushion ..... \$50  
 STARTEX-F Fabric side Startex Fabric Upgrade for Matrix Vi Cushion ..... \$50

# Ultra Low Maxx CG Power Positioning System

## TDX-SP2

Dealer Name: \_\_\_\_\_

Dealer Account Number: \_\_\_\_\_

PO #: \_\_\_\_\_

Tag: \_\_\_\_\_

### LAP BELTS

- BELT48 Push Button Style Lap Belt, Length 48"<sup>(1)</sup> . . . . . STD
- BELT60 Push Button Style Lap Belt, Length 60"<sup>(1)</sup> . . . . . STD
- BELT71 Push Button Style Lap Belt, Length 71"<sup>(1)</sup> . . . . . STD
- PLB2 Bodypoint Padded Lap Belt 2 Point<sup>(2)</sup>  
HCPCS code E0978. . . . . \$190
- PLB4 Bodypoint Padded Lap Belt 4 Point<sup>(2)</sup>  
HCPCS code E0978. . . . . \$235
- TROBELT Safety Belt for use only with TRRO & TRRO-E . . . . .N/C

1. Not available with TRRO and TRRO-E.  
2. 67" length only option

### MATRIX HEADREST PADS<sup>(1)</sup>

HCPCS code E0955

#### Standard Pads

- ESP6 Matrix Elan Standard Pad 6" . . . . . \$235
- ESP10 Matrix Elan Standard Pad 10" . . . . . \$235
- ESP14 Matrix Elan Standard Pad 14" . . . . . \$235
- ESP6-HUG Matrix Elan Hug Standard Pad 6" . . . . . \$235
- ESP10-HUG Matrix Elan Hug Standard Pad 10" . . . . . \$235
- ESP14-HUG Matrix Elan Hug Standard Pad 14" . . . . . \$235
- SNUG14 Matrix SNUG Standard Pad 14" . . . . . \$415
- SNUG14-A Matrix SNUG Asymmetrical Pad 14" . . . . . \$415
- SNUG18 Matrix SNUG Standard Pad 18" . . . . . \$415
- SNUG18-A Matrix SNUG Asymmetrical Pad 18" . . . . . \$415

#### Standard Pads with Infection Control Cover

- ESP6-IC Matrix Elan Infection Control Pad 6" . . . . . \$235
- ESP10-IC Matrix Elan Infection Control Pad 10" . . . . . \$235
- ESP14-IC Matrix Elan Infection Control Pad 14" . . . . . \$235
- ESP6-IC-HUG Matrix Elan Hug Infection Control Pad 6" . . . . . \$235
- ESP10-IC-HUG Matrix Elan Hug Infection Control Pad 10" . . . . . \$235
- ESP14-IC-HUG Matrix Elan Hug Infection Control Pad 14" . . . . . \$235
- SNUG14-IC Matrix SNUG Standard  
Infection Control Pad 14" . . . . . \$445
- SNUG14-A-IC Matrix SNUG Asymmetrical  
Infection Control Pad 14" . . . . . \$445
- SNUG18-IC Matrix SNUG Standard  
Infection Control Pad 18" . . . . . \$445
- SNUG18-A-IC Matrix SNUG Asymmetrical  
Infection Control Pad 18" . . . . . \$445

#### Occipital /4-Point Pads

- EOP9 Matrix Elan Occipital Pad 9" . . . . . \$235
- EOP12 Matrix Elan Occipital Pad 12" . . . . . \$235
- E4PTSM Matrix Elan 4-Point Pad 9"W x 7"H . . . . . \$325
- E4POINT Matrix Elan 4-Point Pad 11"W x 10"H . . . . . \$325

#### Occipital / 4-Point Pads with Infection Control Cover

- EOP9-IC Matrix Elan Occipital Pad 9"  
with Infection Control. . . . . \$235
- EOP12-IC Matrix Elan Occipital Pad 12"  
with Infection Control. . . . . \$235
- E4PTSM-IC Matrix Elan 4-Point Pad 9"W x 7"H  
with Infection Control. . . . . \$325
- E4POINT-IC Matrix Elan 4-Point Pad 11"W x 10"H  
with Infection Control . . . . . \$325

1. If mounting on PB Elite must order removable hardware

### MOTION CONCEPTS HEADREST PAD

HCPCS code E0955

- MCSH Motion Concepts Standard . . . . . \$295
- MCOH Motion Concepts Auto Style<sup>(1)</sup> . . . . . \$350

1. Comes Standard with Fixed Mounting hardware; for use on Matrix PB or Elite Backs you must select the removable hardware upgrade below.

### HEADREST MOUNTING HARDWARE

HCPCS code E1028

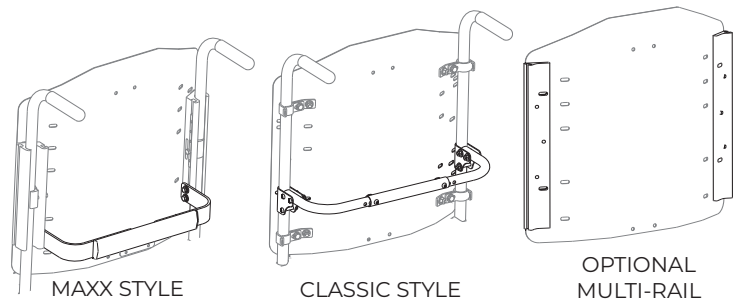
- FM Fixed Mounting<sup>(1)</sup> . . . . . N/C
- LXSHW Loxx Standard Hardware 15" . . . . . \$215
- LXMMH Loxx Mini Hardware 11" . . . . . \$215
- MEHW Elan Hardware 15" . . . . . \$220
- MEMH Elan Mini Hardware 11" . . . . . \$225
- MEHW-EXT Elan Extended Hardware . . . . . \$295
- FPLXSHW FLIPP Loxx Standard Hardware 15" . . . . . \$515
- FPLXSHW-EX FLIPP Loxx Extended Hardware . . . . . \$525
- FPLXMMH FLIPP Loxx Mini Hardware 11" . . . . . \$515
- FPLXMMH-EX FLIPP Loxx Mini Extended Hardware . . . . . \$525
- FPMEHW FLIPP Elan Hardware 15" . . . . . \$525
- FPMEMH FLIPP Elan Mini Hardware 11" . . . . . \$525
- FPMEHW-EXT FLIPP Elan Extended Hardware . . . . . \$605

- OHR OMIT: Headrest . . . . . N/C

1. HCPCS code does not apply.

### TILT ONLY BACK CANE/SPREADER BAR OPTION<sup>(1)</sup>

- MSBSB Maxx Style Back Adjustable Spreader Bar . . . . . STD  
Adjust height easily on back canes
- CSBSB Classic Style Back Adjustable Spreader Bar(2) . . \$100
- OMR Optional Multi-Rail . . . . . \$150  
Standard Rehab Back with Classic Style Spreader Bar Only.



# Ultra Low Maxx CG Power Positioning System

## TDX-SP2

Dealer Name: \_\_\_\_\_

Dealer Account Number: \_\_\_\_\_

PO #: \_\_\_\_\_

Tag: \_\_\_\_\_

### STANDARD BACK CANES - FOR TILT SYSTEMS

- SBC18 18" Straight Back Canes ..... STD
- SBC20 20" Straight Back Canes ..... STD
- SBC22 22" Straight Back Canes ..... STD
- SBC24 24" Straight Back Canes ..... STD

Select Cane Angle

- BA75 75°  BA79 79°  BA85 85°  BA90 90°  BA95 95°
- BA101 101°  BA106 106°  BA112 112°  BA116 116°

- ABC20 20" Angled (5°) Back Canes .....N/C
- ABC22 22" Angled (5°) Back Canes .....N/C
- ABC24 24" Angled (5°) Back Canes .....N/C

Select Cane Angle

- BA81 81°  BA84 84°  BA91 91°  BA96 96°  BA101 101°
- BA106 106°  BA111 111°  BA117 117°  BA121 121°

- EBC22 22" Endomorph Back Canes<sup>(1)</sup> .....\$350
- EBC24 24" Endomorph Back Canes<sup>(1)</sup> .....\$350

Please Select

- EBCN1 1" Narrower.....N/C
- EBCN2 2" Narrower.....N/C
- EBCN4 4" Narrower.....N/C

- TBC18 18" 10° Mid-Angle Tilt Back Canes<sup>(2)</sup> .....\$250
- TBC20 20" 10° Mid-Angle Tilt Back Canes<sup>(2)</sup> .....\$250
- TBC22 22" 10° Mid-Angle Tilt Back Canes<sup>(2)</sup> .....\$250
- TBC24 24" 10° Mid-Angle Tilt Back Canes<sup>(2)</sup> .....\$250

- FDBC Fold Down Back Canes w/ Pull Pin<sup>(6)</sup> .....\$250

1. Comes standard with Cantilever Armrest Cane Mounted.
2. Quick Height Adjustment on Backrest and Maxx Spreader Bars not available.
3. Minimum finished back widths of 16".
4. Handle measures 6.5" high and has .75" height adjustment with angle adjustment.
5. 4" of total vertical mounting adjustment.
6. 250 lbs weight capacity. Must select canes above.

### CANE OPTIONS - FOR RECLINE SYSTEMS

- BFS2 Recline Body Fit 2" Narrower<sup>(1)</sup> .....\$995
- BFS4 Recline Body Fit 4" Narrower<sup>(1)</sup> .....\$995
- AHH Adjustable Hooking Handles<sup>(2)</sup> (pair) ..... \$450
- RPHS Push Handles for Recline - Straight<sup>(3)</sup> (pair) .....\$350
- RPHA Push Handles for Recline - Angled<sup>(3)</sup> (pair) .....\$350

1. Minimum finished back widths of 16".
2. Handle measures 6.5" high and has .75" height adjustment with angle adjustment.
3. 4" of total vertical mounting adjustment.

### FINISHED BACK HEIGHT<sup>(1)(2)</sup> - FOR TILT ONLY/ELEVATE ONLY

- FBT18 18"  FBT19 19"  FBT20 20"  FBT21 21"
- FBT22 22"  FBT23 23"  FBT24 24"  FBT25 25"

1. 4" Gap from the seat pan to the bottom of back pan is recommended.
2. Finished back height is measured from seat pan to top of backrest.

### FINISHED BACK HEIGHT<sup>(1)(2)</sup> - FOR RECLINE OR TILT/RECLINE

- FBR20 20"  FBR21 21"  FBR22 22"  FBR23 23"
- FBR24 24"  FBR25 25"  FBR26 26"  FBR27 27"

1. 6" Gap from the seat pan to the bottom of back pan is recommended.
2. Finished back height is measured from seat pan to top of backrest.

### STANDARD BACK OPTIONS

- SRB Standard Rehab Back & Cushion .....N/C
- SS Additional Super Soft/HR Foam<sup>(1)</sup> ..... \$450
- MFU Matrx Fabric Upcharge ..... \$450
- OBC OMIT: Back Cushion .....(\$25)
- PIPF Flat Planar Interface/I-Back Plate<sup>(2)(3)(5)</sup> ..... \$125
- PIPR Recessed Planar/I-Back Interface Plate<sup>(2)(3)(5)(6)</sup>... \$125
- ORBC OMIT: Rigid Back & Cushion<sup>(4)</sup>.....(\$75)

1. Additional foam added may impact seat depth
2. Not available on tilt only or tilt/elevate systems, for use with Recline Module.
3. Required with all Recline Systems when no back is selected. May also be used as an interface for after market backs.
4. Not available with Recline/ESR or Recline/PSB.
5. Not available with TRRO and TRRO-E.
6. Fits Comfort Company, Freedom, Pindot and Moulded Backs.

### MOTION CONCEPTS SINGLE POST BACKREST<sup>(1)(2)(3)</sup>

- SPBMI Single Post Angle Adjustable Fold Down Back interface-Matrx Back.....\$750  
(Folds to 25° forward)
- SPBCI Single Post Angle Adjustable Fold Down Back for Contour/High Back<sup>(4)</sup> .....\$750  
(Folds to 25° forward)

1. Single Post Back is an angle adjustable back between 73° and 109° in 6° increments from 17° forward to 19° back. The back folds down and is only available for 16"-20" seat widths & 21"-24" back height. A 4" gap from bottom of back to seat pan is required.
2. This option is not available with Recline and/or a vent tray and has a 250lb weight capacity.
3. Cane mounted armrest are not available with this option.
4. Not available with TRRO/TRRO-E

### MOTION CONCEPTS REHAB SEAT SLING BACK<sup>(1)</sup>

- SLINGB-TT Sling Back with Tension Fabric .....\$950
- SLINGB-TA Sling Back with Adjustable Fabric ..... \$1,250

1. Only available on Rehab Seat System. Not available with Elevate. Cane height must be 2" taller than Finished Back Height. Not available with TRRO/TRRO-E.

### FREEDOM BACK AND SEAT INTERFACE HARDWARE<sup>(1)</sup>

Freedom Back Interface Hardware for Tilt Only

- FBIFTM Flush Mount ..... \$125  
Back can be seat width or up to 4" narrower
- FBITRM Recessed Mount ..... \$125  
Back must be 4" less than seat width

Freedom Back Interface Hardware with Recline

- FBIRFM Flush Mount ..... \$125  
Back can be seat width or up to 5" narrower
- FBIRRM Recessed Mount ..... \$125  
Back must be 5" less than seat width

- FSIP Freedom Seat Interface Hardware ..... \$125  
Seat can be up to 3" less than system width

1. Not available with TRRO and TRRO-E.

### RIDE STYLE MULTI-AXIS INTERFACE<sup>(1)</sup>

- RSMI Ride Style Multi-Axis Interface for Recline Systems 14" to 20" wide.....\$250

1. Only available with TRRO and TRRO-E when using with ELITE back.



**Ultra Low Maxx CG Power Positioning System**  
TDX-SP2

Dealer Name: \_\_\_\_\_

Dealer Account Number: \_\_\_\_\_

PO #: \_\_\_\_\_

Tag: \_\_\_\_\_

**UPGRADABLE BACK OPTIONS**

Contour Back 15" wide - 20" wide

HCPCS code E2613 ..... \$495

- |                                 |                                 |                                 |                                 |
|---------------------------------|---------------------------------|---------------------------------|---------------------------------|
| <input type="checkbox"/> CB1512 | <input type="checkbox"/> CB1515 | <input type="checkbox"/> CB1517 | <input type="checkbox"/> CB1612 |
| <input type="checkbox"/> CB1615 | <input type="checkbox"/> CB1617 | <input type="checkbox"/> CB1621 | <input type="checkbox"/> CB1712 |
| <input type="checkbox"/> CB1715 | <input type="checkbox"/> CB1717 | <input type="checkbox"/> CB1721 | <input type="checkbox"/> CB1812 |
| <input type="checkbox"/> CB1815 | <input type="checkbox"/> CB1817 | <input type="checkbox"/> CB1821 | <input type="checkbox"/> CB1912 |
| <input type="checkbox"/> CB1915 | <input type="checkbox"/> CB1917 | <input type="checkbox"/> CB1921 | <input type="checkbox"/> CB2012 |
| <input type="checkbox"/> CB2015 | <input type="checkbox"/> CB2017 | <input type="checkbox"/> CB2021 |                                 |

Contour Back 21"-22" wide

HCPCS code E2613/E2614 ..... \$595

- |                                 |                                 |                                 |                                 |
|---------------------------------|---------------------------------|---------------------------------|---------------------------------|
| <input type="checkbox"/> CB2115 | <input type="checkbox"/> CB2117 | <input type="checkbox"/> CB2121 | <input type="checkbox"/> CB2215 |
| <input type="checkbox"/> CB2217 | <input type="checkbox"/> CB2221 |                                 |                                 |

High Back 16" - 22" W

HCPCS code E2620 ..... \$595

- |                                 |                                 |                                 |                                 |
|---------------------------------|---------------------------------|---------------------------------|---------------------------------|
| <input type="checkbox"/> HB1616 | <input type="checkbox"/> HB1618 | <input type="checkbox"/> HB1620 | <input type="checkbox"/> HB1716 |
| <input type="checkbox"/> HB1718 | <input type="checkbox"/> HB1720 | <input type="checkbox"/> HB1816 | <input type="checkbox"/> HB1818 |
| <input type="checkbox"/> HB1820 | <input type="checkbox"/> HB1916 | <input type="checkbox"/> HB1918 | <input type="checkbox"/> HB1920 |
| <input type="checkbox"/> HB2016 | <input type="checkbox"/> HB2018 | <input type="checkbox"/> HB2020 | <input type="checkbox"/> HB2116 |
| <input type="checkbox"/> HB2118 | <input type="checkbox"/> HB2120 | <input type="checkbox"/> HB2216 | <input type="checkbox"/> HB2218 |
| <input type="checkbox"/> HB2220 |                                 |                                 |                                 |

Matrix Elite Back 14" - 20" W (3" Contour)

HCPCS code E2620 ..... \$625

- |                                  |                                  |                                  |                                  |
|----------------------------------|----------------------------------|----------------------------------|----------------------------------|
| <input type="checkbox"/> PBE1414 | <input type="checkbox"/> PBE1416 | <input type="checkbox"/> PBE1418 | <input type="checkbox"/> PBE1420 |
| <input type="checkbox"/> PBE1514 | <input type="checkbox"/> PBE1516 | <input type="checkbox"/> PBE1518 | <input type="checkbox"/> PBE1520 |
| <input type="checkbox"/> PBE1614 | <input type="checkbox"/> PBE1616 | <input type="checkbox"/> PBE1618 | <input type="checkbox"/> PBE1620 |
| <input type="checkbox"/> PBE1714 | <input type="checkbox"/> PBE1716 | <input type="checkbox"/> PBE1718 | <input type="checkbox"/> PBE1720 |
| <input type="checkbox"/> PBE1814 | <input type="checkbox"/> PBE1816 | <input type="checkbox"/> PBE1818 | <input type="checkbox"/> PBE1820 |
| <input type="checkbox"/> PBE1916 | <input type="checkbox"/> PBE1918 | <input type="checkbox"/> PBE1920 | <input type="checkbox"/> PBE2014 |
| <input type="checkbox"/> PBE2016 | <input type="checkbox"/> PBE2018 | <input type="checkbox"/> PBE2020 |                                  |

Matrix Elite HD Back 21" - 22" W (3" Contour)

HCPCS code E2620 for 21" E2621 for 22" ..... \$795

- |                                     |                                     |                                     |                                     |
|-------------------------------------|-------------------------------------|-------------------------------------|-------------------------------------|
| <input type="checkbox"/> PBE2116-HD | <input type="checkbox"/> PBE2120-HD | <input type="checkbox"/> PBE2216-HD | <input type="checkbox"/> PBE2220-HD |
|-------------------------------------|-------------------------------------|-------------------------------------|-------------------------------------|

Matrix Elite TR Back 15" - 20" W (3" Contour)

HCPCS code E2620 ..... \$650

- |                                     |                                     |                                     |                                     |
|-------------------------------------|-------------------------------------|-------------------------------------|-------------------------------------|
| <input type="checkbox"/> PBE1516-TR | <input type="checkbox"/> PBE1518-TR | <input type="checkbox"/> PBE1520-TR | <input type="checkbox"/> PBE1616-TR |
| <input type="checkbox"/> PBE1618-TR | <input type="checkbox"/> PBE1620-TR | <input type="checkbox"/> PBE1716-TR | <input type="checkbox"/> PBE1718-TR |
| <input type="checkbox"/> PBE1720-TR | <input type="checkbox"/> PBE1816-TR | <input type="checkbox"/> PBE1818-TR | <input type="checkbox"/> PBE1820-TR |
| <input type="checkbox"/> PBE1916-TR | <input type="checkbox"/> PBE1918-TR | <input type="checkbox"/> PBE1920-TR | <input type="checkbox"/> PBE2016-TR |
| <input type="checkbox"/> PBE2018-TR | <input type="checkbox"/> PBE2020-TR |                                     |                                     |

Matrix Elite TR HD Back 21" - 22" W (3" Contour)

HCPCS code E2620 for 21" E2621 for 22" ..... \$845

- |                                       |                                       |
|---------------------------------------|---------------------------------------|
| <input type="checkbox"/> PBE2120-TRHD | <input type="checkbox"/> PBE2220-TRHD |
|---------------------------------------|---------------------------------------|

**UPGRADABLE BACK OPTIONS**

Matrix Elite Deep Back 14" - 20" W (6" Contour)

HCPCS code E2620 ..... \$760

- |                                  |                                  |                                  |                                  |
|----------------------------------|----------------------------------|----------------------------------|----------------------------------|
| <input type="checkbox"/> EDB1416 | <input type="checkbox"/> EDB1418 | <input type="checkbox"/> EDB1420 | <input type="checkbox"/> EDB1514 |
| <input type="checkbox"/> EDB1516 | <input type="checkbox"/> EDB1518 | <input type="checkbox"/> EDB1520 | <input type="checkbox"/> EDB1614 |
| <input type="checkbox"/> EDB1616 | <input type="checkbox"/> EDB1618 | <input type="checkbox"/> EDB1620 | <input type="checkbox"/> EDB1714 |
| <input type="checkbox"/> EDB1716 | <input type="checkbox"/> EDB1718 | <input type="checkbox"/> EDB1720 | <input type="checkbox"/> EDB1814 |
| <input type="checkbox"/> EDB1816 | <input type="checkbox"/> EDB1818 | <input type="checkbox"/> EDB1820 | <input type="checkbox"/> EDB1914 |
| <input type="checkbox"/> EDB1916 | <input type="checkbox"/> EDB1918 | <input type="checkbox"/> EDB1920 | <input type="checkbox"/> EDB2014 |
| <input type="checkbox"/> EDB2016 | <input type="checkbox"/> EDB2018 | <input type="checkbox"/> EDB2020 |                                  |

Matrix Elite Deep HD Back 21" - 22" W (6" Contour)

HCPCS code E2620 for 21" E2621 for 22" ..... \$930

- |                                     |                                     |                                     |
|-------------------------------------|-------------------------------------|-------------------------------------|
| <input type="checkbox"/> EDB2116-HD | <input type="checkbox"/> EDB2118-HD | <input type="checkbox"/> EDB2120-HD |
| <input type="checkbox"/> EDB2216-HD | <input type="checkbox"/> EDB2218-HD | <input type="checkbox"/> EDB2220-HD |

Matrix Elite E2S Back 14" - 20" W x 14"/16"H (3" Contour)

HCPCS code E2615 ..... \$625

- |                                  |                                  |                                  |                                  |
|----------------------------------|----------------------------------|----------------------------------|----------------------------------|
| <input type="checkbox"/> E2S1414 | <input type="checkbox"/> E2S1416 | <input type="checkbox"/> E2S1514 | <input type="checkbox"/> E2S1516 |
| <input type="checkbox"/> E2S1614 | <input type="checkbox"/> E2S1616 | <input type="checkbox"/> E2S1714 | <input type="checkbox"/> E2S1716 |
| <input type="checkbox"/> E2S1814 | <input type="checkbox"/> E2S1816 | <input type="checkbox"/> E2S1914 | <input type="checkbox"/> E2S1916 |
| <input type="checkbox"/> E2S2014 | <input type="checkbox"/> E2S2016 |                                  |                                  |

Matrix Elite E2S Back 14" - 20" W x 18"/20"H (3" Contour)

HCPCS code E2615 ..... \$645

- |                                  |                                  |                                  |                                  |
|----------------------------------|----------------------------------|----------------------------------|----------------------------------|
| <input type="checkbox"/> E2S1418 | <input type="checkbox"/> E2S1420 | <input type="checkbox"/> E2S1518 | <input type="checkbox"/> E2S1520 |
| <input type="checkbox"/> E2S1618 | <input type="checkbox"/> E2S1620 | <input type="checkbox"/> E2S1718 | <input type="checkbox"/> E2S1720 |
| <input type="checkbox"/> E2S1818 | <input type="checkbox"/> E2S1820 | <input type="checkbox"/> E2S1918 | <input type="checkbox"/> E2S1920 |
| <input type="checkbox"/> E2S2018 | <input type="checkbox"/> E2S2020 |                                  |                                  |

Matrix Elite E2 Lateral Back

14" - 20" W x 14"/16"H (3" Contour) HCPCS code E2620 ..... \$725

- |                                   |                                   |                                   |                                   |
|-----------------------------------|-----------------------------------|-----------------------------------|-----------------------------------|
| <input type="checkbox"/> E2LB1414 | <input type="checkbox"/> E2LB1416 | <input type="checkbox"/> E2LB1514 | <input type="checkbox"/> E2LB1516 |
| <input type="checkbox"/> E2LB1614 | <input type="checkbox"/> E2LB1616 | <input type="checkbox"/> E2LB1714 | <input type="checkbox"/> E2LB1716 |
| <input type="checkbox"/> E2LB1814 | <input type="checkbox"/> E2LB1816 | <input type="checkbox"/> E2LB1914 | <input type="checkbox"/> E2LB1916 |
| <input type="checkbox"/> E2LB2014 | <input type="checkbox"/> E2LB2016 |                                   |                                   |

Matrix Elite E2 Lateral Back

14" - 20" W x 18"/20"H (3" Contour) HCPCS code E2620 ..... \$745

- |                                   |                                   |                                   |                                   |
|-----------------------------------|-----------------------------------|-----------------------------------|-----------------------------------|
| <input type="checkbox"/> E2LB1418 | <input type="checkbox"/> E2LB1420 | <input type="checkbox"/> E2LB1518 | <input type="checkbox"/> E2LB1520 |
| <input type="checkbox"/> E2LB1618 | <input type="checkbox"/> E2LB1620 | <input type="checkbox"/> E2LB1718 | <input type="checkbox"/> E2LB1720 |
| <input type="checkbox"/> E2LB1818 | <input type="checkbox"/> E2LB1820 | <input type="checkbox"/> E2LB1918 | <input type="checkbox"/> E2LB1920 |
| <input type="checkbox"/> E2LB2018 | <input type="checkbox"/> E2LB2020 |                                   |                                   |

Matrix Elite E2 Deep Back

14" - 20" W x 14"/16"H (6" Contour) HCPCS code E2620 ..... \$755

- |                                  |                                  |                                  |                                  |
|----------------------------------|----------------------------------|----------------------------------|----------------------------------|
| <input type="checkbox"/> E2D1414 | <input type="checkbox"/> E2D1416 | <input type="checkbox"/> E2D1514 | <input type="checkbox"/> E2D1516 |
| <input type="checkbox"/> E2D1614 | <input type="checkbox"/> E2D1616 | <input type="checkbox"/> E2D1714 | <input type="checkbox"/> E2D1716 |
| <input type="checkbox"/> E2D1814 | <input type="checkbox"/> E2D1816 | <input type="checkbox"/> E2D1914 | <input type="checkbox"/> E2D1916 |
| <input type="checkbox"/> E2D2014 | <input type="checkbox"/> E2D2016 |                                  |                                  |

# Ultra Low Maxx CG Power Positioning System

## TDX-SP2

Dealer Name: \_\_\_\_\_

Dealer Account Number: \_\_\_\_\_

PO #: \_\_\_\_\_

Tag: \_\_\_\_\_

### UPGRADABLE BACK OPTIONS

Matrix Elite E2 Deep Back  
14" - 20" W x 18"/20"H (6" Contour) HCPCS code E2620. . . . . \$755

- |                                  |                                  |                                  |                                  |
|----------------------------------|----------------------------------|----------------------------------|----------------------------------|
| <input type="checkbox"/> E2D1418 | <input type="checkbox"/> E2D1420 | <input type="checkbox"/> E2D1518 | <input type="checkbox"/> E2D1520 |
| <input type="checkbox"/> E2D1618 | <input type="checkbox"/> E2D1620 | <input type="checkbox"/> E2D1718 | <input type="checkbox"/> E2D1720 |
| <input type="checkbox"/> E2D1818 | <input type="checkbox"/> E2D1820 | <input type="checkbox"/> E2D1918 | <input type="checkbox"/> E2D1920 |
| <input type="checkbox"/> E2D2018 | <input type="checkbox"/> E2D2020 |                                  |                                  |

Matrix PB Posture Back  
14" - 20" W (5" Contour) HCPCS code E2615. . . . . \$625

- |                                  |                                  |                                  |                                  |
|----------------------------------|----------------------------------|----------------------------------|----------------------------------|
| <input type="checkbox"/> MPB1412 | <input type="checkbox"/> MPB1612 | <input type="checkbox"/> MPB1616 | <input type="checkbox"/> MPB1620 |
| <input type="checkbox"/> MPB1712 | <input type="checkbox"/> MPB1716 | <input type="checkbox"/> MPB1720 | <input type="checkbox"/> MPB1812 |
| <input type="checkbox"/> MPB1816 | <input type="checkbox"/> MPB1820 | <input type="checkbox"/> MPB2012 | <input type="checkbox"/> MPB2016 |
| <input type="checkbox"/> MPB2020 |                                  |                                  |                                  |

Matrix PB Heavy Duty Back<sup>(1)</sup>  
20" - 22" W (5" Contour) HCPCS code E2615 for 21" E2616 for 22" . . . . \$835

- |                                  |                                  |                                  |                                  |
|----------------------------------|----------------------------------|----------------------------------|----------------------------------|
| <input type="checkbox"/> HDB2016 | <input type="checkbox"/> HDB2020 | <input type="checkbox"/> HDB2216 | <input type="checkbox"/> HDB2220 |
|----------------------------------|----------------------------------|----------------------------------|----------------------------------|

Matrix PB Posture Back Deep<sup>(1)</sup>  
14" - 20" W (7" Contour) HCPCS code E2615 . . . . . \$645

- |                                  |                                  |                                  |                                  |
|----------------------------------|----------------------------------|----------------------------------|----------------------------------|
| <input type="checkbox"/> PBD1412 | <input type="checkbox"/> PBD1612 | <input type="checkbox"/> PBD1616 | <input type="checkbox"/> PBD1620 |
| <input type="checkbox"/> PBD1712 | <input type="checkbox"/> PBD1716 | <input type="checkbox"/> PBD1720 | <input type="checkbox"/> PBD1812 |
| <input type="checkbox"/> PBD1816 | <input type="checkbox"/> PBD1820 | <input type="checkbox"/> PBD2012 | <input type="checkbox"/> PBD2016 |
| <input type="checkbox"/> PBD2020 |                                  |                                  |                                  |

Matrix PB Heavy Duty Deep Back<sup>(1)</sup>  
20"-22" W (5" Contour) . . . . . \$935

- |                                   |                                   |                                   |                                   |
|-----------------------------------|-----------------------------------|-----------------------------------|-----------------------------------|
| <input type="checkbox"/> DHDB2016 | <input type="checkbox"/> DHDB2020 | <input type="checkbox"/> DHDB2216 | <input type="checkbox"/> DHDB2220 |
|-----------------------------------|-----------------------------------|-----------------------------------|-----------------------------------|

Matrix MAC Back<sup>(2)</sup> HCPCS code E2620. . . . . \$955

- |                                  |                                  |                                  |                                  |
|----------------------------------|----------------------------------|----------------------------------|----------------------------------|
| <input type="checkbox"/> MAC1616 | <input type="checkbox"/> MAC1618 | <input type="checkbox"/> MAC1620 | <input type="checkbox"/> MAC1622 |
| <input type="checkbox"/> MAC1716 | <input type="checkbox"/> MAC1718 | <input type="checkbox"/> MAC1720 | <input type="checkbox"/> MAC1722 |
| <input type="checkbox"/> MAC1816 | <input type="checkbox"/> MAC1818 | <input type="checkbox"/> MAC1820 | <input type="checkbox"/> MAC1822 |
| <input type="checkbox"/> MAC1916 | <input type="checkbox"/> MAC1918 | <input type="checkbox"/> MAC1920 | <input type="checkbox"/> MAC1922 |
| <input type="checkbox"/> MAC2016 | <input type="checkbox"/> MAC2018 | <input type="checkbox"/> MAC2020 | <input type="checkbox"/> MAC2022 |

Matrix MAC Back w/ HUG<sup>(2)</sup> HCPCS code E2620. . . . . \$1,055

- |                                      |                                      |                                      |
|--------------------------------------|--------------------------------------|--------------------------------------|
| <input type="checkbox"/> MAC1616-HUG | <input type="checkbox"/> MAC1618-HUG | <input type="checkbox"/> MAC1620-HUG |
| <input type="checkbox"/> MAC1622-HUG | <input type="checkbox"/> MAC1716-HUG | <input type="checkbox"/> MAC1718-HUG |
| <input type="checkbox"/> MAC1720-HUG | <input type="checkbox"/> MAC1722-HUG | <input type="checkbox"/> MAC1816-HUG |
| <input type="checkbox"/> MAC1818-HUG | <input type="checkbox"/> MAC1820-HUG | <input type="checkbox"/> MAC1822-HUG |
| <input type="checkbox"/> MAC1916-HUG | <input type="checkbox"/> MAC1918-HUG | <input type="checkbox"/> MAC1920-HUG |
| <input type="checkbox"/> MAC1922-HUG | <input type="checkbox"/> MAC2016-HUG | <input type="checkbox"/> MAC2018-HUG |
| <input type="checkbox"/> MAC2020-HUG | <input type="checkbox"/> MAC2022-HUG |                                      |

Matrix MAC Lateral Contour

- |                                 |           |                                 |            |
|---------------------------------|-----------|---------------------------------|------------|
| <input type="checkbox"/> MLCSL  | Left 3.5" | <input type="checkbox"/> MLCSR  | Right 3.5" |
| <input type="checkbox"/> MLCDL  | Left 6"   | <input type="checkbox"/> MLCDR  | Right 6"   |
| <input type="checkbox"/> MLCXDL | Left 9"   | <input type="checkbox"/> MLCXDR | Right 9"   |

OCBC "ON-CHAIR" Matrix Back Credit . . . . . (\$125)

1. The Heavy Duty PB Back and PB Deep Back are not available on Recline systems with seat widths of 21" and 22"

2. Must select Pad Contour in Matrix MAC Lateral Contour section.

### OTHER UPGRADABLE BACK OPTIONS

Cushion	Meshtex	4-Way Stretch Polyester	Infection Control	Onyx	Fusion
Contour	N/A	STD	N/A	\$100	N/A
High	STD	N/A	N/A	\$100	\$100
E2, Elite, Elite HD, Elite Deep	STD	N/A	\$100	N/A	N/A
E2, Elite TR, Elite TR HD	STD	N/A	\$100	N/A	N/A

- |                                 |   |       |
|---------------------------------|---|-------|
| <input type="checkbox"/> EBSS   | Super Soft Foam for Elite Back Upgrade. . . . .                                       | \$100 |
| <input type="checkbox"/> FFUHB  | Fusion Fabric Upgrade for High Backs. . . . .   | \$100 |
| <input type="checkbox"/> OCUCB  | Onyx Fabric Upgrade for Contour Backs. . . . .  | \$100 |
| <input type="checkbox"/> OCUHB  | Onyx Fabric Upgrade for High Backs . . . . .  | \$100 |
| <input type="checkbox"/> CHIEB  | Chest Harness Interface Kit for Elite Back <sup>(1)(2)</sup> . . . . .                | \$95  |
| <input type="checkbox"/> CHIPB  | Chest Harness Interface Kit for PB Back <sup>(1)(2)</sup> . . . . .                   | \$45  |
| <input type="checkbox"/> E2CHIS | Chest Harness Interface Kit for E2 Back for 14"-15" Backs <sup>(1)(2)</sup> . . . . . | \$85  |
| <input type="checkbox"/> E2CHIM | Chest Harness Interface Kit for E2 Back for 16"-20" Backs <sup>(1)(2)</sup> . . . . . | \$85  |
| <input type="checkbox"/> E2BKB  | Contoured anatomical PSIS/Sacrolumbar Support. . . . .                                | \$55  |

1. Does not include the chest strap.

2. This Interface Kit is only Required for 4 point harness

### CHEST STRAPS - ABDOMINAL SUPPORT HCPCS code E0960

- |                                  |  |       |
|----------------------------------|--|-------|
| <input type="checkbox"/> MFUS    | BP Monoflex, Underarm RLS S(3" x 15.5") . . . . .                                      | \$195 |
| <input type="checkbox"/> MFUM    | BP Monoflex, Underarm RLS M(4" x 18.25") . . . . .                                     | \$195 |
| <input type="checkbox"/> MFUL    | BP Monoflex, Underarm RLS L(4.5" x 21.5") . . . . .                                    | \$195 |
| <input type="checkbox"/> MFCS    | BP Monoflex, Center RLS S(2.5" x 15.5") . . . . .                                      | \$195 |
| <input type="checkbox"/> MFCM    | BP Monoflex, Center RLS M(3.25" x 18.25") . . . . .                                    | \$195 |
| <input type="checkbox"/> MFCL    | BP Monoflex, Center RLS L(3.5" x 21.5") . . . . .                                      | \$195 |
| <input type="checkbox"/> PFLEX-M | PostureFlex Abdominal Support Height 6.5", length 16" to 23" <sup>(1)</sup> . . . . .  | \$245 |
| <input type="checkbox"/> PFLEX-L | PostureFlex Abdominal Support Height 7", length 20" to 32" <sup>(1)</sup> . . . . .    | \$245 |
| <input type="checkbox"/> QRTAB   | Quad release tab for easy independent application and removal of PostureFlex . . . . . | \$35  |

1. Only available on the E2 and E2 Deep Backs.

# Ultra Low Maxx CG Power Positioning System

## TDX-SP2

Dealer Name: \_\_\_\_\_

Dealer Account Number: \_\_\_\_\_

PO #: \_\_\_\_\_

Tag: \_\_\_\_\_

### TILT ARMRESTS

#### Adult Dual Post

<input type="checkbox"/> DP1	9.75" - 12.75"	STD
<input type="checkbox"/> DP2	12.75" - 15.75"	STD
<input type="checkbox"/> DP3	15.75" - 18.75"	STD
<input type="checkbox"/> FP	Flat Pouch	STD
<input type="checkbox"/> GB	Glove Boxes	N/C
<input type="checkbox"/> OAL	Outback Arm Option Left	\$195
<input type="checkbox"/> OAR	Outback Arm Option Right	\$195

#### Ultra Rail Seat Mount Flip Back Cantilever MAXX Tilt Arm<sup>(1)</sup>

<input type="checkbox"/> RMCAN	9" - 12.5"	\$488
<input type="checkbox"/> RMCAN2	11" - 14"	\$488
<input type="checkbox"/> DPM	Dual Post Module to RMCAN (pair)	\$250

#### Outback Cantilever Tilt Armrest

<input type="checkbox"/> OCTA1	9"-12"	\$488
<input type="checkbox"/> OCTA2	12"-15"	\$488
<input type="checkbox"/> OCTA2	6"-12"	\$488

#### Cantilver Arms for Endomorph Back Canes<sup>(1)</sup>

<input type="checkbox"/> CAFEB	See page 4	STD
--------------------------------	------------	-----

1. Not available with Small Adult Sizes.

### RECLINE ARMRESTS

#### Reclining Adjustable Height

<input type="checkbox"/> RC1	9.5"-13"	STD
<input type="checkbox"/> RC2	13"-16"	STD
<input type="checkbox"/> OAL	Outback Arm Option Left	\$195
<input type="checkbox"/> OAR	Outback Arm Option Right	\$195

#### Maxx Style Cane Mounted Height, Width, Angle Adj.

#### Cantilever Flip Back Armrests<sup>(1)</sup>

<input type="checkbox"/> MCAN1	9.5"-13"	\$488
<input type="checkbox"/> MCAN2	12.5"-16"	\$488

#### Outback Cantilever Recline Armrest

<input type="checkbox"/> OCRA1	9"-12"	\$488
<input type="checkbox"/> OCRA2	12"-15"	\$488
<input type="checkbox"/> OCRA3	7" - 9"	\$488

#### Cane Mounted Height and Angle Adj.

#### Cantilver Flip Back Armrest<sup>(1)</sup>

<input type="checkbox"/> CANQ1	9.5"-12"	\$488
<input type="checkbox"/> CANQ2	10"-13"	\$488
<input type="checkbox"/> CANQ3	13"-16"	\$488

#### Adult Dual Post On Recline

<input type="checkbox"/> DPOR1	9.75" - 12.75"	\$250
<input type="checkbox"/> DPOR2	12.75" - 15.75"	\$250
<input type="checkbox"/> DPOR3	15.75" - 18.75"	\$250
<input type="checkbox"/> FP	Flat Pouch	STD
<input type="checkbox"/> GB	Glove Boxes	N/C

1. Not available with Small Adult Sizes.

### ARMREST TUBE LENGTH - PLEASE SPECIFY

<input type="checkbox"/> ATFL	Left Full	STD
<input type="checkbox"/> ATDL	Left Desk	STD
<input type="checkbox"/> ATFR	Right Full	STD
<input type="checkbox"/> ATDR	Right Desk	STD

### ARMPADS<sup>(5)</sup>

#### Standard

<input type="checkbox"/> SAPFL	Left Full (2.25" x 14")	STD
<input type="checkbox"/> SAPDL	Left Desk (2.25" x 10")	STD
<input type="checkbox"/> SAPML	Left Mini (2.25" x 7")	STD
<input type="checkbox"/> SAPFR	Right Full (2.25" x 14")	STD
<input type="checkbox"/> SAPDR	Right Desk (2.25" x 10")	STD
<input type="checkbox"/> SAPMR	Right Mini (2.25" x 7")	STD

#### Waterfall Arm Pads<sup>(1)</sup>

<input type="checkbox"/> WAPFL	Left Full (13")	\$50
<input type="checkbox"/> WAPDL	Left Desk (9")	\$50
<input type="checkbox"/> WAPFR	Right Full (13")	\$50
<input type="checkbox"/> WAPDR	Right Desk (9")	\$50

#### Modular Arm Pad - Left<sup>(2)</sup>

<input type="checkbox"/> MAPTFL	Left Tray Full (14")	\$55
<input type="checkbox"/> MAPTDL	Left Tray Desk (10")	\$55

Select Pad Insert below:

<input type="checkbox"/> ISSFL	Iskin - Integrated soft skin foam
<input type="checkbox"/> SCVFL	Startex Covered Visco foam

#### Modular Arm Pad - Right<sup>(2)</sup>

<input type="checkbox"/> MAPTFR	Right Tray Full (14")	\$55
<input type="checkbox"/> MAPTDR	Right Tray Desk (10")	\$55

Select Pad Insert below:

<input type="checkbox"/> ISSFR	Iskin - Integrated soft skin foam
<input type="checkbox"/> SCVFR	Startex Covered Visco foam

#### Flat Multi Position Arm Pads

<input type="checkbox"/> MPAFL	Left Full (14")	\$55
<input type="checkbox"/> MPADL	Left Desk (10")	\$55
<input type="checkbox"/> MPAML	Left Mini (7")	\$55
<input type="checkbox"/> MPAFR	Right Full (14")	\$55
<input type="checkbox"/> MPADR	Right Desk (10")	\$55
<input type="checkbox"/> MPAMR	Right Mini (7")	\$55

#### Gel Pads

<input type="checkbox"/> GAPNL	Narrow Left Desk (2" x 12")	\$75
<input type="checkbox"/> GAPNR	Narrow Right Desk (2" x 12")	\$75
<input type="checkbox"/> GAPWL	Wide Left Desk (3.5" x 12")	\$75
<input type="checkbox"/> GAPWR	Wide Right Desk (3.5" x 12")	\$75
<input type="checkbox"/> GAPLL	Long Left Full (3.5" x 14")	\$90
<input type="checkbox"/> GAPLR	Long Right Full (3.5" x 14")	\$90

#### Arm Troughs

<input type="checkbox"/> EATL	Ergonomic Arm Trough - Left HCPCS code E2209	\$85
<input type="checkbox"/> EATR	Ergonomic Arm Trough - Right HCPCS code E2209	\$85
<input type="checkbox"/> FHPL	Flat Hand Pad - Left <sup>(3)</sup> HCPCS code K0108	\$55
<input type="checkbox"/> FHPR	Flat Hand Pad - Right <sup>(3)</sup> HCPCS code K0108	\$55

#### Arm Pad Storage/Cup Holder<sup>(4)</sup>

<input type="checkbox"/> APSL	Left	\$295
<input type="checkbox"/> APSR	Right	\$295

OAP Omit Armpads(7/8" diameter tube) ..... (\$25)

1. Full length pad not compatible with the desk length armrest tube if using Ultra Rail mounted Tilt Arms.

2. Requires interchangeable pad insert.

3. Must order with ergonomic arm trough.

4. Not available on the joystick side, or with Outback Cantilever arms.

5. Full length arm pads used on the same side as the Joystick result in a "Back to Joystick" measurement of 20" minimum (24" including switch mounting)

# Ultra Low Maxx CG Power Positioning System

## TDX-SP2

Dealer Name: \_\_\_\_\_

Dealer Account Number: \_\_\_\_\_

PO #: \_\_\_\_\_

Tag: \_\_\_\_\_

### ARM ADDUCTOR PAD<sup>(1)(2)</sup>

<input type="checkbox"/> AADSL	Left Small (6" x 2.25")	\$100
<input type="checkbox"/> AADSR	Right Small (6" x 2.25")	\$100
<input type="checkbox"/> AADLL	Left Large (8.5" x 2.25")	\$100
<input type="checkbox"/> AADLR	Right Large (8.5" x 2.25")	\$100

1. Only available with Modular or Flat Multi Position Arm Pads.  
2. 1" thick pad, unlimited fore/aft adjustment.

### ELBOW BLOCKS

#### Left Elbow Block<sup>(1)</sup>

Select Pad Size and Both Extensions:

<input type="checkbox"/> EBXL	Size XS (3.25" x 4.25")	\$195
<input type="checkbox"/> EBSL	Size S (3.5" x 5.25")	\$195
<input type="checkbox"/> EBML	Size M (3.75" x 5.75")	\$195
<input type="checkbox"/> EBLL	Size L (4.25" x 6.5")	\$195

<input type="checkbox"/> LV3	Left Vertical Extension 3"
<input type="checkbox"/> LV5	Left Vertical Extension 5"
<input type="checkbox"/> LH5	Left Horizontal Extension 5"
<input type="checkbox"/> LH7	Left Horizontal Extension 7"

#### Right Elbow Block<sup>(1)</sup>

Select Pad Size and Both Extensions:

<input type="checkbox"/> EBXR	Size XS (3.25" x 4.25")	\$195
<input type="checkbox"/> EBSR	Size S (3.5" x 5.25")	\$195
<input type="checkbox"/> EBMR	Size M (3.75" x 5.75")	\$195
<input type="checkbox"/> EBLR	Size L (4.25" x 6.5")	\$195

<input type="checkbox"/> RV3	Right Vertical Extension 3"
<input type="checkbox"/> RV5	Right Vertical Extension 5"
<input type="checkbox"/> RH5	Right Horizontal Extension 5"
<input type="checkbox"/> RH7	Right Horizontal Extension 7"

1. Prevents arm from slipping.

### ADDITIONAL ARM ACCESSORIES

<input type="checkbox"/> MACESL	Multi Axis Upper Extremity Support <sup>(1)</sup> (each) Left Side	\$225
<input type="checkbox"/> MACESR	Multi Axis Upper Extremity Support <sup>(1)</sup> (each) Right Side	\$225
<input type="checkbox"/> OAS2L	1" Offset Armrest Spacer Left(each)	\$125
<input type="checkbox"/> OAS2R	1" Offset Armrest Spacer Right(each)	\$125
<input type="checkbox"/> OAS1L	1/2" Offset Armrest Spacer Left(each)	\$125
<input type="checkbox"/> OAS1R	1/2" Offset Armrest Spacer Right(each)	\$125
<input type="checkbox"/> MPAPA	Adapter Block <sup>(2)</sup> (each) Quantity ( )	\$35

1. Allows rotation of the armpad, only compatible with Gel Arm pad, Flat Arm pad or Ergonomic Arm Troughs.  
2. Not available with Standard Arm Pads or Waterfall Arm Pads

### MAXX LATERAL TRUNK SUPPORTS<sup>(1)</sup>

#### Lateral Trunk Support Left HCPCS code E0956

<input type="checkbox"/> LATXL	Size XS (3.25" x 4.25")	\$100
<input type="checkbox"/> LATSL	Size S (3.5" x 5.25")	\$100
<input type="checkbox"/> LATML	Size M (3.75" x 5.75")	\$100
<input type="checkbox"/> LATLL	Size L (4.25" x 6.5")	\$100

Add:

<input type="checkbox"/> SALATL	MAXX Style Swing Away Hardware - Left <sup>(2)</sup> HCPCS code E1028	\$195
<input type="checkbox"/> ATLL	Additional Telescoping Link - Left <sup>(3)</sup>	\$75

#### Lateral Trunk Support Right HCPCS code E0956

<input type="checkbox"/> LATXR	Size XS (3.25" x 4.25")	\$100
<input type="checkbox"/> LATSR	Size S (3.5" x 5.25")	\$100
<input type="checkbox"/> LATMR	Size M (3.75" x 5.75")	\$100
<input type="checkbox"/> LATLR	Size L (4.25" x 6.5")	\$100

Add:

<input type="checkbox"/> SALATR	MAXX Style Swing Away Hardware - Right <sup>(2)</sup> HCPCS code E1028	\$195
<input type="checkbox"/> ATLR	Additional Telescoping Link - Right <sup>(3)</sup>	\$75

1. Comes standard with Fixed Mount Hardware. Not available with Matrix PB, PB Elite Deep, and PB Deep Backs.  
2. Comes standard with 1" telescoping link which gives 0-2.75" medial offset.  
3. The amount of offset available may be impacted by back thickness.

### MATRIX FIXED LATERAL TRUNK SUPPORTS<sup>(1)</sup>

HCPCS code E1028

<input type="checkbox"/> E2FLL	Matrix E2 Fixed Laterals-Left(6.5x5") <sup>(2)</sup>	\$145
<input type="checkbox"/> E2FLR	Matrix E2 Fixed Laterals-Right(6.5x5") <sup>(2)</sup>	\$145
<input type="checkbox"/> PBSSL	Matrix Small Lateral Fixed-Left (3x5.5")	\$100
<input type="checkbox"/> PBSSR	Matrix Small Lateral Fixed-Right (3x5.5")	\$100
<input type="checkbox"/> PBLSL	Matrix Standard Lateral Fixed-Left (7.5x5")	\$100
<input type="checkbox"/> PBLSR	Matrix Standard Lateral Fixed-Right (7.5x5")	\$100
<input type="checkbox"/> PBOLL	Matrix Offset Lateral Fixed Left (7.5x5")	\$110
<input type="checkbox"/> PBOLR	Matrix Offset Lateral Fixed Right (7.5x5")	\$110

1. Not available with Matrix PB, PB Elite Deep, and PB Deep Backs.  
2. Only available with E2 backs.

### MATRIX SWING AWAY LATERAL TRUNK SUPPORTS<sup>(1)</sup>

#### Matrix Lateral Trunk Support Left HCPCS code E0956

<input type="checkbox"/> EPADXL	Size XS (3.25" x 4.25")	\$100
<input type="checkbox"/> EPADSL	Size S (3.5" x 5.25")	\$100
<input type="checkbox"/> EPADML	Size M (3.75" x 5.75")	\$100
<input type="checkbox"/> EPADLL	Size L (4.25" x 6.5")	\$100

Must select one option:

<input type="checkbox"/> SAHEBL	Matrix Elite Swing Away Hardware Left HCPCS code E1028	\$195
<input type="checkbox"/> OSAHL	Matrix Offset Elite Swing Away Hardware Left HCPCS code E1028	\$195

#### Matrix Lateral Trunk Support Right HCPCS code E0956

<input type="checkbox"/> EPADXR	Size XS (3.25" x 4.25")	\$100
<input type="checkbox"/> EPADSR	Size S (3.5" x 5.25")	\$100
<input type="checkbox"/> EPADMR	Size M (3.75" x 5.75")	\$100
<input type="checkbox"/> EPADLR	Size L (4.25" x 6.5")	\$100

Must select one option:

<input type="checkbox"/> SAHEBR	Matrix Elite Swing Away Hardware Right HCPCS code E1028	\$195
<input type="checkbox"/> OSAHR	Matrix Offset Elite Swing Away Hardware Right HCPCS code E1028	\$195

1. Not available with Matrix PB, PB Elite Deep, and PB Deep Backs.

# Ultra Low Maxx CG Power Positioning System

## TDX-SP2

Dealer Name: \_\_\_\_\_

Dealer Account Number: \_\_\_\_\_

PO #: \_\_\_\_\_

Tag: \_\_\_\_\_

### HIP AND KNEE SUPPORTS

#### Lateral Hip Support Left HCPCS code E0953

- HSPXLH Size XS (5.5" W x 4" H) ..... \$120
- HSPSMLH Size S/M (7" W x 4" H) ..... \$120
- HSPSLH Size S (7"W x 6"H) ..... \$120
- HSPMLH Size M (9" W x 4"H) ..... \$120
- HSPLLH Size L (13" W x 4"H) ..... \$120

#### Lateral Hip Support Right<sup>(1)</sup> HCPCS code E0953

- HSPXRH Size XS (5.5"W x 4"H) ..... \$120
- HSPSMRH Size S/M (7"W x 4"H) ..... \$120
- HSPSRH Size S (7"W x 6"H) ..... \$120
- HSPMRH Size M (9"W x 4"H) ..... \$120
- HSPLRH Size L (13"W x 4"H) ..... \$120

#### Lateral Knee Support Left<sup>(1)</sup> HCPCS code E0953

- HSPXLK Size XS (5.5"W x 4" H) ..... \$120
- HSPSMLK Size S/M (7"W x 4" H) ..... \$120
- HSPSLK Size S (7"W x 6" H) ..... \$120
- HSPMLK Size M (9"W x 4"H) ..... \$120
- HSPLLK Size L (13"W x 4"H) ..... \$120

#### Lateral Knee Support Right<sup>(1)</sup> HCPCS code E0953

- HSPXRK Size XS (5.5"W x 4"H) ..... \$120
- HSPSMRK Size S/M (7"W x 4"H) ..... \$120
- HSPSRK Size S (7"W x 6"H) ..... \$120
- HSPMRK Size M (9"W x 4"H) ..... \$120
- HSPLRK Size L (13"W x 4"H) ..... \$120

#### Add Removable Hardware:

#### MAXX Style Quick Release, Multi-Axis Mounting

##### Hardware for Hip Supports HCPCS code E1028

- MHSHLH Left mounted at Hip ..... \$215
- MHSHLK Left mounted at Knee ..... \$215
- MHSHRH Right mounted at Hip ..... \$215
- MHSHRK Right mounted at Knee ..... \$215

##### Swing Away Hardware for Hip Supports HCPCS code E1028

- SHSHLH Left mounted at Hip ..... \$215
- SHSHLK Left mounted at Knee ..... \$215
- SHSHRH Right mounted at Hip ..... \$215
- SHSHRK Right mounted at Knee ..... \$215

#### Extended Maxx Style Quick Release, Multi-Axis Mounting

##### Hardware for Hip Supports<sup>(2)</sup> HCPCS code E1028

- EMQHLH Left mounted at Hip ..... \$215
- EMQHLK Left mounted at Knee ..... \$215
- EMQHRH Right mounted at Hip ..... \$215
- EMQHRK Right mounted at Knee ..... \$215

#### Lift Off Hardware for Hip Support

##### (Hip Position Only) HCPCS code E1028

- LOHL Left ..... \$195
- LOHR Right ..... \$195

1. Comes standard with Fixed Mount Hardware.

2. Recommended when finished seat cushion thickness will be greater than 3.5" high.

### POWER CENTER MOUNT FOOT PLATFORM

<b>MUST BE COMPLETED</b>	<i>Measurement in Inches</i>
<i>Knee to Heel:</i>	
<i>Cushion Thickness: (Subtract)</i>	
<i>Cushion Compression: (Add)</i>	
<i>Seat Pan to Footplate: (Total)</i>	

#### LNx Power Center Mount Foot Platform HCPCS code E1012

- LN<sub>X</sub> 9" Articulation<sup>(1)(2)</sup> ..... \$2,995
  - LSPTF1 10" - 14" Seat pan to footplate
  - LSPTF2 13" - 19" Seat pan to footplate
- LN<sub>X</sub>A 6" Articulation<sup>(1)(2)(6)</sup> ..... \$2,995
  - LASPTF2 10" - 14" Seat pan to footplate

#### Options:

- LIFP Rubber Coated Footplate 11.5" W x 10" D ..... STD
- LICP Individual calf pads ..... STD
- OPCP One Piece Malleable Calf Panel<sup>(3)</sup> ..... \$250
- LNXPF Plantar Flex Option for LN<sub>X</sub> Foot platform<sup>(4)</sup> ..... \$250

#### Latitude Style Foot Platform

- LSFP Latitude Style Foot Platform<sup>(5)</sup> ..... \$2,995  
*For finished knee to heel measurements of 6.5"-12"*
- LSPFP Latitude Style Padded Foot Plate ..... \$250

1. 3" ground clearance required.

2. Only available on adult range seat systems 16" deep or greater.

*For shorter seat depths call Customer Service for other options.*

3. Not available with Plantar Flex Option for LN<sub>X</sub> Foot platform, or with LN<sub>X</sub>A.

4. Only available with Foot Platform Options.

5. Not available with TRRO and TRRO-E.

6. For clients under 4' only.

### MANUAL ELEVATING CENTER MOUNT LEGREST

- MECML Manual Elevating Center Mount Legrest  
With Plantar Flex ..... \$595

#### Select legrest set up position:

- 90SU Set at 90° (elevating range 90-40°) ..... STD
- 110TU Tucked at 110° (elevating range 110-60°)<sup>(1)</sup> ..... N/C

#### Rubber Coated Footplate:

- MRCP Rubber coated footplate 11.5" W x 10" D ..... \$165

#### Select seat pan to footplate for Rubber Coated Footplate

- CSPTF1 11.5" - 15" ..... N/C
- CSPTF2 14" - 19" ..... N/C

#### Individual Footplates:

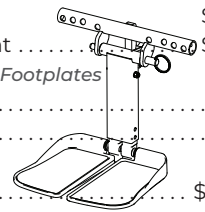
- IFSL Small - (5" x 7.5" deep) - Left ..... \$165
- IFSR Small - (5" x 7.5" deep) - Right ..... \$165
- IFML Medium - (5.5" x 9.5" deep) - Left ..... \$165
- IFMR Medium - (5.5" x 9.5" deep) - Right ..... \$165
- IFLL Large - (6" x 11.5" deep) - Left ..... \$165
- IFLR Large - (6" x 11.5" deep) - Right ..... \$165

#### Select seat pan to footplate for Individual Footplates

- CSPTF3 9.5" - 14.5" ..... N/C
- CSPTF4 12" - 19" ..... N/C

#### Optional:

- CICP Individual calf pads ..... \$200



1. Not available on seat depths 16", 17".

# Ultra Low Maxx CG Power Positioning System

## TDX-SP2

Dealer Name: \_\_\_\_\_

Dealer Account Number: \_\_\_\_\_

PO #: \_\_\_\_\_

Tag: \_\_\_\_\_

### STANDARD FRONT RIGGING

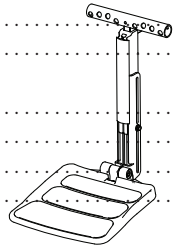
- FCMP Fixed Center Mount Platform<sup>(1)</sup> ..... N/C
- FIFP Comes with a rubber coated footplate  
11.5" W x 10" D ..... N/C

Select seat pan to footplate:

- FSPTF1 9" - 13" ..... N/C
- FSPTF14 13" -19" ..... N/C

Set at:

- FSA70 Set at 70° ..... N/C
- FSA83 Set at 83° ..... N/C
- FSA90 Set at 90° ..... N/C
- FSA97 Set at 97° ..... N/C



- I70SAF Invacare 70° Swingaway Footrests (pair) ..... N/C
- I70-CF Comes with composite foot plates. .... N/C

1. 3" ground clearance required

### MANUAL CENTER MOUNT FRONT RIGGING

- MSFCMFP Maxx Style Fixed Center Mount  
Foot Platform<sup>(1)(2)</sup> ..... \$395

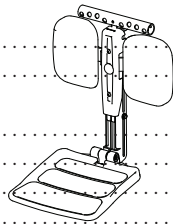
- MIFP Comes with a rubber coated footplate  
11.5" W x 10" D ..... N/C
- MICP Comes standard with individual calf pads ..... N/C

Select seat pan to footplate:

- MSPTF1 9" - 13" ..... N/C
- MSPTF14 13" -19" ..... N/C

Set at:

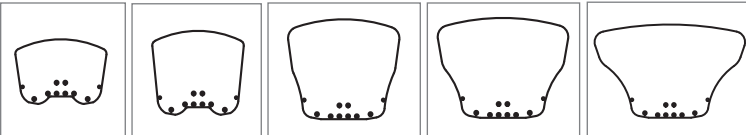
- MSA70 Set at 70° ..... N/C
- MSA83 Set at 83° ..... N/C
- MSA90 Set at 90° ..... N/C
- MSA97 Set at 97° ..... N/C



1. Depth adjustable, and easy slide adjustment for seat pan to foot plate extension.

2. 3" ground clearance required.

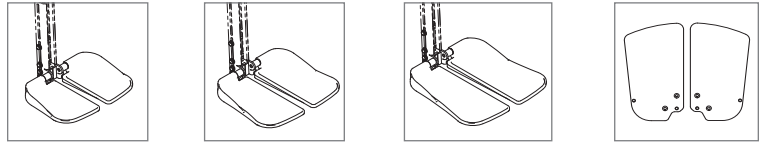
### FOOT PLATFORM OPTIONS FOR FIXED/LNX CMFP



- SFFP Small Foot Platform (12"w x 8.5"d) ..... \$180
- MFFP Medium Foot Platform (12"w x 10.75"d) ..... \$180
- LFFP Large Foot Platform (14.5"w x 13"d) ..... \$250
- XLFFP Extra Large Foot Platform (17"w x 13"d) ..... \$250
- XXLFFP Extra Extra Large Foot Platform (21"w x 13"d) ..... \$250

1. May need to adjust leg position to avoid interference with front casters

### INDIVIDUAL FOOT PLATES FOR FIXED/LNX CMFP



- IFSL Small (5" W x 7.5" D) - Left ..... \$165
- IFSR Small (5" W x 7.5" D) - Right ..... \$165
- IFML Medium (5.5" W x 9.5" D) - Left ..... \$165
- IFMR Medium (5.5" W x 9.5" D) - Right ..... \$165
- IFLL Large (6" W x 11.5" D) - Left ..... \$165
- IFLR Large (6" W x 11.5" D) - Right ..... \$165

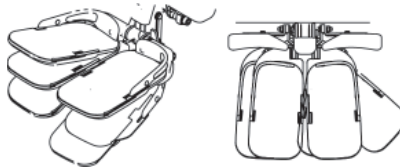
Add:

- TSSL Left Toe Strap Small 6.5" ..... \$125
- TSSR Right Toe Strap Small 6.5" ..... \$125
- TSML Left Toe Strap Medium 8.5" ..... \$125
- TSMR Right Toe Strap Medium 8.5" ..... \$125
- TSLL Left Toe Strap Large 10.5" ..... \$125
- TSLR Right Toe Strap Large 10.5" ..... \$125

- MFOL Multi-Axis Footplate (6"W x 10"D) - Left ..... \$225
- MFOR Multi-Axis Footplate (6"W x 10"D) - Right ..... \$225

1. Foot plates may interfere with casters in certain configurations

### MAXX INDEPENDENT ADJUSTABLE POSITIONING



- 5.5" - 6" WIDTH ADJUSTMENT
- 9.5" - 11.5" DEPTH ADJUSTMENT
- UP TO 9° ADDUCTION
- UP TO 45° ABDUCTION

- MPFPL Maxx Independent Adjustable Positioning  
Foot plate<sup>(1)</sup> - Left ..... \$200
- MPFPR Maxx Independent Adjustable Positioning  
Foot plate<sup>(1)</sup> - Right ..... \$200
- MTSL Left Toe Strap (each) HCPCS code E0952 ..... \$35
- MTSR Right Toe Strap (each) HCPCS code E0952 ..... \$35

1. Foot plates may interfere with casters in certain configurations.

# Ultra Low Maxx CG Power Positioning System

## TDX-SP2

Dealer Name: \_\_\_\_\_

Dealer Account Number: \_\_\_\_\_

PO #: \_\_\_\_\_

Tag: \_\_\_\_\_

### INVACARE CENTER MOUNT<sup>(1)</sup>

#### Invacare Center Mount with Footboard<sup>(3)</sup>

Select seat pan to footplate:

- CTMT-FJ-FB Invacare Center Mount 9.25" - 12" ..... \$760
- CTMT-F-FB Invacare Center Mount 12.25" - 15" ..... \$760

#### Invacare Center Mount with Individual Footplates

Select seat pan to footplate:

- CTMT-FJ Invacare Center Mount 9.25" - 12" ..... \$595
- CTMT-F Invacare Center Mount 12.25" - 15" ..... \$595

Select Footplates:

- SM Individual Foot Plates (5.25"W x 7.5"D)..... \$165
- MDM Individual Foot Plates (5.25"W x 10"D)..... \$165
- LRG Individual Foot Plates (5.9"W x 12"D)..... \$165

Optional:

- CALF Invacare Calf Pads for use with CTMT<sup>(2)</sup> ..... \$268

1. 3" ground clearance required.
2. Not available with CTMT-FJ, CTMT-FJ-FB
3. Footboard Included

### MAXX STYLE POWER ELEVATING LEGRESTS

- MSPPL MAXX Swing Away Power Elevating<sup>(1)</sup> HCPCS code E1010 ..... \$2,490

Select Power Legrest Function:

- INDA Individual Movement ..... N/C
- COMA Combined Movement ..... N/C
- SYNA Synchronized/Recline Movement..... N/C

Select Receivers:

- MRS Straight Receivers ..... N/C
- MRF Flared 1" Outward Receivers ..... N/C
- MRF2 Flared 2" Outward Receivers..... \$250

Select Seat Pan to Footplate:

- PSPTF5 Length: 10"-14" ..... N/C
- PSPTF2 Length: 13"-17"..... N/C
- PSPTF7 Length: 16"-20"..... N/C

Optional:

- PMCP Moulded I-Skin Calf Pads ..... STD
- PFCPMS Flat Calf Pad Option (pair) ..... \$275
- PCCPMS Curved Calf Pad Option<sup>(2)</sup> (pair) ..... \$275

1. Must choose footplate on page 15.
2. Not available on 14 and 15" seat widths. For 16" and 17" seat widths you must select flared receivers.

### MAXX STYLE MANUAL ELEVATING LEGRESTS

- MMPPSA MAXX Swing Away Manual Elevating<sup>(1)</sup> HCPCS code E0990 ..... \$680

Select Receivers:

- ERS Straight Receivers ..... N/C
- ERF Flared 1" Outward Receivers ..... N/C
- ERF2 Flared 2" Outward Receivers..... \$250

Select Seat Pan to Footplate:

- ESPTF5 Length: 10"-14" ..... N/C
- ESPTF2 Length: 13"-17"..... N/C
- ESPTF7 Length: 16"-20"..... N/C

Optional:

- EMCP Moulded I-Skin Calf Pads ..... STD
- EFPCMS Flat Calf Pad Option (pair) ..... \$275
- ECCPMS Curved Calf Pad Option<sup>(2)</sup> (pair) ..... \$275

1. Must choose footplate on page 15.
2. Not available on 14 and 15" seat widths. For 16" and 17" seat widths you must select flared receivers.

### SWING AWAY LEGREST

- HD70 Heavy Duty 70° Swing Away Footrest(pair)<sup>(1)(2)</sup> . \$495

Select Receivers:

- RS Straight Receivers ..... N/C
- RF Flared 1" Outward Receivers ..... N/C
- RF2 Flared 2" Outward Receivers..... \$250

Select Seat Pan to Footplate:

- HSPTF11 Length: 6"-10" ..... N/C
- HSPTF8 Length: 10"-14" ..... N/C
- HSPTF2 Length: 12"-16" ..... N/C
- HSPTF7 Length: 15"-19"..... N/C

Options:

- HD70FCP Flat Calf Pad Option (pair) ..... \$275
- HD70CCP Curved Calf Pad Option<sup>(3)</sup> (pair) ..... \$275

- I70SAFT Invacare 70° Swingaway Footrests..... \$325
- I70-CFT Comes with composite foot plates..... N/C

- RLSL Residual Limb Support - Left (8.5" x 6")<sup>(4)</sup> HCPCS code E1020 ..... \$495
- RLSR Residual Limb Support - Right (8.5" x 6")<sup>(4)</sup> HCPCS code E1020 ..... \$495

1. Must choose footplate on page 15.
2. Heavy duty durable construction (4.5lbs ea.).
3. Not available on 14 and 15" seat widths. For 16" and 17" seat widths you must select flared receivers.
4. Swing away and removable, 50° of angle adjustment, 4.5" height adjustment, 3" horizontal and 2" of for/aft adjustment.

### DUAL FRONT RIGGING ADAPTOR<sup>(1)</sup>

- DFRA Dual Front Rigging Receivers..... \$450

1. Must purchase each set of front rigging separately. Not available on no charge front rigging options.

# Ultra Low Maxx CG Power Positioning System

## TDX-SP2

Dealer Name: \_\_\_\_\_

Dealer Account Number: \_\_\_\_\_

PO #: \_\_\_\_\_

Tag: \_\_\_\_\_

### FOOTPLATES - SWING AWAY/ELEVATING LEGRESTS<sup>(1)</sup>

HCPCS code K0040

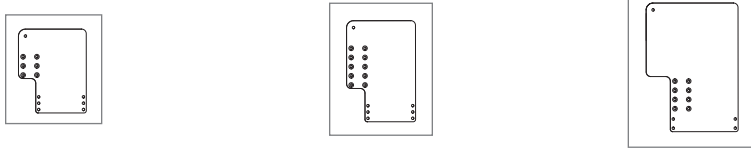


#### Angle Adjustable Footplates

- AFSL Left Small Footplate (4.25"W x 8"D) ..... \$165
- AFSR Right Small Footplate (4.25"W x 8"D) ..... \$165
- AFML Left Medium Footplate (5.25"W x 8"D) ..... \$165
- AFMR Right Medium Footplate (5.25"W x 8"D) ..... \$165
- AFLL Left Large Footplate (6.25"W x 8"D) ..... \$165
- AFLR Right Large Footplate (6.25"W x 8"D) ..... \$165
- AFXL Left Extra Large Footplate (9"W x 11"D) ..... \$165
- AFXR Right Extra Large Footplate (9"W x 11"D) ..... \$165

#### Multi-Axis Adjustable Angle Footplates

- MFSL Left Small Footplate (4.25"W x 8"D) ..... \$225
- MFSR Right Small Footplate (4.25"W x 8"D) ..... \$225
- MFML Left Medium Footplate (5.25"W x 8"D) ..... \$225
- MFMR Right Medium Footplate (5.25"W x 8"D) ..... \$225
- MFLL Left Large Footplate (6.25"W x 8"D) ..... \$225
- MFLR Right Large Footplate (6.25"W x 8"D) ..... \$225
- MFXL Left Extra Large Footplate (9"W x 11"D) ..... \$225
- MFXR Right Extra Large Footplate (9"W x 11"D) ..... \$225



#### Cut Out Angle Adjustable Footplates

- AFCSL Left Small Footplate (7.25"W x 9"D) ..... \$165
- AFCSR Right Small Footplate (7.25"W x 9"D) ..... \$165
- AFCML Left Medium Footplate (7.5"W x 11"D) ..... \$165
- AFCMR Right Medium Footplate (7.5"W x 11"D) ..... \$165
- AFCLL Left Large Footplate (10"W x 14"D) ..... \$165
- AFCLR Right Large Footplate (10"W x 14"D) ..... \$165

#### Cut Out Multi-Axis Adjustable Angle Footplates

- MFCSL Left Small Footplate (7.25"W x 9"D) ..... \$225
- MFCSR Right Small Footplate (7.25"W x 9"D) ..... \$225
- MFCML Left Medium Footplate (7.5"W x 11"D) ..... \$225
- MFCMR Right Medium Footplate (7.5"W x 11"D) ..... \$225
- MFCLL Left Large Footplate (10"W x 14"D) ..... \$225
- MFCLR Right Large Footplate (10"W x 14"D) ..... \$225

1. Certain footplate sizes may not fit all seat widths depending on legrests selected.

### HEEL LOOPS, CUPS AND TOE STRAPS

- HLL Left Heel Loop (each) HCPCS code E0951 ..... \$20
- HLR Right Heel Loop (each) HCPCS code E0951 ..... \$20
- HCL Left Cup Loop (each) HCPCS code E0951 ..... \$20
- HCR Right Cup Loop (each) HCPCS code E0951 ..... \$20
- TSL Left Toe Strap (each) HCPCS code E0952 ..... \$20
- TSR Right Toe Strap (each) HCPCS code E0952 ..... \$20

### CALF STRAPS AND CALF PANELS<sup>(1)</sup>

- CSM Body Point Airmesh Calf Strap for Chairs  
15"-18" wide with 3.5" H Pad<sup>(1)</sup> ..... \$150
- CSL Body Point Airmesh Calf Strap for Chairs  
18"-22" wide with 3.5" H Pad<sup>(1)</sup> ..... \$150
- CPM Body Point Airmesh Calf Panel for Chairs  
15"-18" wide with 35.5" W x 9" H Pad<sup>(1)</sup> ..... \$220
- CPL Body Point Airmesh Calf Panel for Chairs  
18"-22" wide with 38.5" W x 9" H Pad<sup>(1)</sup> ..... \$235

1. Not available for Center Mounted Front Rigging.

### STANDARD FRONT RECEIVERS

- PHDR Pride HD Drop-in Receivers Only ..... N/C
- PSAR Pride Style #8 Swing Away Receivers Only ..... N/C
- IAR Invacare 70° Swing Away Receivers Only ..... N/C
- Q70R Quickie 70° Swing Away Receivers Only ..... N/C
- Q70HDR Quickie 70HD Swing Away Receivers Only ..... N/C

### SINGLE-DUAL FUNCTION ELECTRONICS

- SFCB Single/Dual Function Electronics<sup>(1)</sup> ..... STD
- Select Switch:
  - SPBSO Single Push Button
  - STO Single Toggle
  - DPBO Dual Push Button
  - OSO Omit Switch
- Optional:
  - RDE Reduced Drive for Elevating Seat<sup>(2)</sup> ..... \$400

- SFCBA Single/Dual Function Drive Control<sup>(1)</sup>  
HCPCS code E2310 ..... \$1,795
- Optional:
  - RDES Reduced Drive for Elevating Seat<sup>(2)</sup> ..... \$400

- DFCBD Dual Function Through Drive Control<sup>(1)</sup>  
HCPCS code E2311 ..... \$2,495
- Optional:
  - RDED Reduced Drive for Elevating Seat<sup>(2)</sup> ..... \$400

1. These electronics include drive lock-out and tilt limit.

2. If reduced drive is not selected the system will be in drive lock-out when elevated.



# Ultra Low Maxx CG Power Positioning System

## TDX-SP2

Dealer Name: \_\_\_\_\_

Dealer Account Number: \_\_\_\_\_

PO #: \_\_\_\_\_

Tag: \_\_\_\_\_

### MULTI- FUNCTION ELECTRONICS

- MFCBS Multi-Function through Switch<sup>(1)</sup>.....N/C  
 Select Switch:  
 QPBO Quad Push Button.....N/C  
 FWT Four-Way Toggle Switch ..... \$150  
 EWR 8-Way Rocker .....\$205  
 Optional:  
 RDEM Reduced Drive for Elevating Seat<sup>(2)</sup> ..... \$400
- ACT4S Multi-Function Act4-LiNX Through Switch<sup>(1)(4)</sup> ... N/C  
 Select Switch:  
 AQPBO Quad Push Button.....N/C  
 AFWTA Four-Way Toggle Switch ..... \$150  
 Optional:  
 ARDE Reduced Drive for Elevating Seat<sup>(2)</sup> ..... \$400
- MFCBD Multi-Function M610 Through Drive Control<sup>(1)(3)</sup> HCPCS code E2311.....\$2,995  
 - Up to 6 Seating Functions  
 - On Board Programming Seating Functions  
 - Specialty Products (i.e. PSB Power Sliding Back)  
 - Includes reduced drive for Elevating Seat
- ACT4 Multi-Function Act4-LiNX Through Drive Control<sup>(1)(4)(5)</sup> HCPCS code E2311.....\$2,995  
 - Up to 5 Seating Functions  
 - Programming through LAK key/Cell Phone/Laptop  
 - Includes reduced drive for Elevating Seat

1. Requires Expandable Controller (EXPC) & Harness for Expandable System (PWH), select on page 2.
2. If reduced drive is not selected system will be in drive lock-out when elevated.
3. These electronics include seating attendant control, drive lock-out, tilt/recline limit and actuator speed control.
4. Only available on Multi-function Seating Systems.
5. The LAK key is not included, please select on page 3.

### ELECTRONIC SWITCH MOUNTING

- ESML Left Side (Armpad)
- ESMR Right Side (Armpad)
- ESMJL Joystick Left (Mounts to Joystick Bracket)
- ESMJR Joystick Right (Mounts to Joystick Bracket)
- ESMD Do not mount

### ELECTRONICS OPTIONS

#### Additional Switches

- SPBSA Single Push Button ..... \$150
- STA Single Toggle Switch<sup>(4)</sup> ..... \$150
- DPBA Dual Push Button<sup>(4)</sup> ..... \$150
- QPBA Quad Push Button<sup>(4)</sup> ..... \$150
- FWTA Four-Way Toggle Switch<sup>(4)</sup> ..... \$150
- EWRA 8-Way Rocker<sup>(1)(4)</sup> .....\$205
- TWRA 10-Way Rocker<sup>(1)(3)</sup> ..... \$205
- EWPA 8-Way Push Button<sup>(1)(4)</sup> ..... \$255
- 10WA 10-Way Switch<sup>(1)(4)</sup> ..... \$255
- ASL320R ASL Pulse Mechanical Switch - Red..... \$125
- ASL320G ASL Pulse Mechanical Switch - Green ..... \$125
- ASL320BK ASL Pulse Mechanical Switch - Black ..... \$125
- SESG Stealth Egg Switch - Green ..... \$135
- SESB Stealth Egg Switch - Black..... \$135
- FTSQ Feather Touch - Single Quarter Size ..... \$295
- FTMD Feather Touch - Dual Dime Size<sup>(4)</sup> ..... \$295
- FTMQ Feather Touch - Quad Dime Size<sup>(4)</sup> ..... \$295

#### Specify Use for Additional Switch:

- STG Seating
- JM Joystick Mode<sup>(2)(3)</sup>
- JOO Joystick On/Off<sup>(2)(3)</sup>

#### Specify Mounting for Additional Switch:

- ESMLA Left Side (Armpad)
- ESMRA Right Side (Armpad)
- ESMJLA Joystick Left (Mounts to Joystick Bracket)
- ESMJRA Joystick Right (Mounts to Joystick Bracket)
- ESMDA Do not mount

#### Miscellaneous

- MJBS Motion Junction Box for Switch Control<sup>(1)(5)(6)</sup>  
 For Mode and/or Emergency Stop..... \$175
- S46L Single to Dual Switch Adapter.....\$265  
 Allows for dual use of a single switch
- M616S M616 Converter<sup>(1)</sup> HCPCS code E2399..... \$125  
 Allows up to 4 mono phono switches into Multi-Function box
- LJS Lazarus Jump Starter HCPCS code A9270..... \$150
- APPS Accessory Port Power Supply<sup>(1)</sup>  
 3 amp capacity ..... \$195
- TPSMH 12 Piece Switch Mounting Hardware  
 Kit (additional kits).....\$39

1. Not available with Single-Dual Function Electronics.
2. IN200 is required with REM210, REM211, REM216 joysticks.
3. Not available with REM110 joystick.
4. Not available for Joystick Mode or Joystick On/Off. Must Select Seating (STG)
5. Not available on Multi Function Act4-LiNX Electronics.
6. Cannot be used for power On/Off.

# Ultra Low Maxx CG Power Positioning System

## TDX-SP2

Dealer Name: \_\_\_\_\_

Dealer Account Number: \_\_\_\_\_

PO #: \_\_\_\_\_

Tag: \_\_\_\_\_

### ARTICULATING TRAYS<sup>(1)</sup>

- USAT Universal Style Articulating Tray ..... \$1,350  
*14"W x Adjustable 6"-10"D*
- Add:
- TMA Trilogy Mounting Adapter ..... \$50
- AVT Articulating Vent (LTV) Tray ..... \$1,350
- AVBH Articulating Vent Bag Holder<sup>(2)</sup> ..... \$1,350
- Add:
- ABMC Accessory Bag Mounting and Clips ..... \$100

1. The user weight limit is 225 lbs. The maximum weight capacity of the vent tray is 35 lbs. Vents are not standard configuration on Elevating or Precline Systems or with Single Post Backs. Not available with TRRO and TRRO-E.
2. Motion Concepts does not supply the Vent Bag.

### GIMBAL VENT TRAYS<sup>(1)</sup>

- GUT Gimbal Universal Tray ..... \$1,350  
*14"W x Adjustable 6"-10"D*
- Add:
- GTMA Trilogy Mounting Adapter ..... \$50
- GVT Gimbal Vent (LTV) Tray ..... \$1,350
- GVBH Gimbal Vent Bag Holder<sup>(2)</sup> ..... \$1,350
- Add:
- GABMC Accessory Bag Mounting and Clips ..... \$100

1. The Gimbal Vent Trays are not available with Tilt Only and/or Elevate Only Systems. The user weight limit is 200 lbs. Vents are not standard configuration on Elevating or Precline Systems or with Single Post Backs. The maximum weight capacity of the vent tray is 20 lbs. Not available with TRRO and TRRO-E.
2. Motion Concepts does not supply the Vent Bag.

### O2 HOLDERS<sup>(1)</sup>

- NAO2H Non-Articulating O2 Gas Holder ..... \$395
- AOHG Articulating O2 Gas Holder Cylinder Style<sup>(2)(3)</sup> . \$1,250
- AOHL Articulating Liquid O2 Holder (6.5" x 4.5")<sup>(2)(3)</sup> . \$1,250
- NAIPL Non-Articulating IV Pole User's Left<sup>(4)</sup> ..... \$395
- NAIPLR Non-Articulating IV Pole User's Right<sup>(4)</sup> ..... \$395
- AIVP Articulating IV Pole<sup>(2)(3)(4)</sup> ..... \$1,250

1. The user weight limit is 225 lbs. The maximum weight capacity of the O2 holder is 20 lbs. Not available with TRRO and TRRO-E.
2. Required for use on Recline Systems
3. Articulating O2 Holders are not standard configuration on Elevating or Precline Systems or with Single Post Backs.
4. The maximum weight capacity of the IV pole is 5 lbs.

### VENTILATOR INFORMATION

Required when ordering a Vent Tray

- BIB Built in battery
- DTSVPS Dealer to supply vent power source

### REAR STORAGE BASKET<sup>(1)(2)</sup>

- RSB Removable Rear Storage Basket ..... \$1,295  
*Exterior dimensions: 18"W x 6"H x 7"D*  
*Interior dimensions: 17.8"W x 6"H x 6.8"D*  
*Interior capacity: 3 gallon*  
*Max Load: 20 lbs*

1. Tall items extending beyond the basket's height may be damaged upon tilting.
2. Not available with TRRO, TRRO-E brackets

### ACCESSORIES

- MUSB Motion Dual USB Charger ..... N/C
- UCH Universal Cup Holder<sup>(4)</sup> ..... \$35
- PH X-Grip Phone Holder ..... \$75
- AMC Accessory Mount with Clip (QTY \_\_\_\_ ) <sup>(1)</sup> ..... \$50
- CRVMR Rear View Mirror Right Mounted ..... \$45
- CRVML Rear View Mirror Left Mounted ..... \$45
- TAG571850 Wheelchair Cover<sup>(1)</sup> ..... \$105
- HK Hydration Kit<sup>(2)</sup> ..... \$250
- MUB Medical Utility Bag w/ Mounting Hardware. .... \$250
- THS Transfer Handles 4" - 6.5" ..... \$350
- THL Transfer Handles 9" - 11.5" ..... \$350
- FFLTL Flip and Fold Away 1/2 Lap Tray  
Left Mounting(14"W x 10"D)<sup>(1)(2)(3)</sup> ..... \$795
- FFLTR Flip and Fold Away 1/2 Lap Tray  
Right Mounting(14"W x 10"D)<sup>(1)(2)(3)</sup> ..... \$795
- CFH Flag Holder <sup>(1)</sup> ..... \$65
- Left Mount
- Right Mount
- CSCC Cane and Crutch Holder ..... \$395
- Left Mount
- Right Mount

1. Not available with TRRO, TRRO-E brackets
2. Not available on joystick side and only available with a flat arm pad or modular arm pad. Not available with Outback Cantilever Arms.
3. The maximum weight capacity of the tray is 10 lbs.
4. Not available on the joystick side

### BATTERIES

- M22NF SLD G MK Group 22 NF Gel Battery (ea) Quantity( )  
HCPCS code E2361 ..... \$265
- M24 SLD G MK Group 24 NF Gel Battery (ea) Quantity( )  
HCPCS code E2363 ..... \$365

### INSTALLATION

- MBI Motion Concepts Installation<sup>(1)</sup> ..... N/C

1. Batteries may be required if items on Accessories order form are selected at time of installation, please call to confirm.

### NOTES

---



---



---



---



---

RETAIL \$ \_\_\_\_\_

**SUBMIT**

PRINT FORM

SAVE

CLEAR FORM