



Thank you for using Motion Concepts eForms.

Motion Concepts is pleased to offer you an upgraded solution to your ordering process. Our enhanced order forms allow you to fill out a form electronically, print and fax the form, save and email* it to Customer Service, or maintain the business practices that work for you today. The format has been revised to reveal a cleaner look with electronic selection and input functions.



Adobe Acrobat Reader DC

* Interactive functions of our new forms work best with the latest version of Adobe Acrobat Reader DC visit <https://get.adobe.com/reader/> to download and install on your PC or Mac or visit Google Play/ iTunes to download the Adobe Acrobat Reader DC app for your device.

Save

Adobe Acrobat Reader DC allows you to save this form with your content - to complete later or use as a starting point for your next form.

Please note that content must be added and saved in Acrobat - saving content from completed forms in the browser may not be possible.

SAVE

Submit

Adobe Acrobat Reader DC allows you to submit this form electronically via your email client.

Simply click the submit button below and step through the simple process.

SUBMIT

CLEAR FORM

Print

If you do not have access to Adobe Acrobat Reader DC simply print this form and complete it by hand and fax it to our Customer Service Department at:

1-888-433-6818

PRINT FORM



Power Positioning System on ROVI X3 Base

US PRICE LIST AND ORDER FORM

Price Effective October 1, 2024



PRINT FORM

SAVE

CLEAR FORM

Contact Motion Concepts Customer Service: 1.888.433.6818 | quotes@motionconcepts.com

REQUIRED INFORMATION

Quote Order

Date of Order: _____ Dealer Account #: _____

Dealer Name: _____

PO #: _____ Tag _____

Purchasing Contact: _____

Phone: _____ Fax: _____

E-mail: _____

ATP/Therapist: _____

Ship to Address: _____

City: _____ State: _____

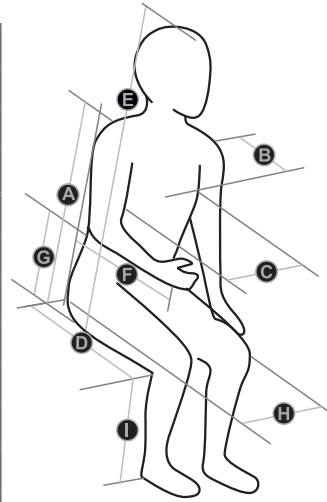
Zip: _____ Client Gender: M F

Special Client Conditions: _____

REQUIRED MEASUREMENTS

To ensure system is accurately configured please fill in all REQUIRED* measurements

| | |
|------------------------|--|
| Client Height* | |
| Client Weight (lbs)* | |
| A. Seat to Shoulder | |
| B. Trunk Depth | |
| C. Chest Width | |
| D. Knee to Back | |
| E. Seat to Top of Head | |
| F. Back to Joystick | |
| G. Seat to Elbow | |
| H. Hip Width | |
| I. Knee to Heel* | |
| Cushion Thickness | |



| | |
|---------------------------------|---------------------------|
| HCPCS CODES | K0856, K0861 |
| SUSPENSION SYSTEM | Active Ride Control (ARC) |
| BASE WIDTH | 23.25" |
| BASE LENGTH | 36.5" |
| DRIVE WHEEL SIZE ⁽¹⁾ | 14" |
| CASTER WHEEL SIZE (front/rear) | 6" |
| TURNING RADIUS | 19.5" |
| DRIVETRAIN | 4-pole EAD Motors |

| | |
|-----------------------------|--------------------------|
| BATTERIES | 2 x M34 |
| BATTERY CHARGER | 8A, Off Board |
| BATTERIES WEIGHT (each) | 38.5 lbs (M34) / 17.5 kg |
| RANGE ⁽²⁾ | 17.7 miles / 28.5 km/h |
| WEIGHT CAPACITY | 175 lbs / 79 kg |
| BASE WEIGHT (w/o batteries) | 157 lbs / 71 kg |
| GROUND CLEARANCE | 3" |
| MAXIMUM SPEED | 6.2 mph |

BASE VITALS

⁽¹⁾ All X3 wheels come with solid inserts

⁽²⁾ Actual driving range and speed may vary due to factors such as user weight, type and grade of terrain, battery condition & charge level; type and condition of the drive wheels, and variations in the drive and control systems.

ULTRA LOW MINI



ULTRA LOW MINI



Dealer Name: _____

Dealer Account Number: _____

PO #: _____

Tag: _____

SINGLE POWER BASE OPTION ⁽¹⁾

888WNLEX3-SP ROVI X3 VR2
5.0 mph Motors
HCPCS code K0856 \$6,795

888WNLEX3-MPS ROVI X3 R-NET⁽²⁾
5.8 mph Quick Speed Motors
HCPCS code K0856 \$7,395

1. Price of the powerbase includes: Active Ride Control suspension, tie-down hardware for 4-point strap system, 8 amp off-board charger, flat free inserts and positioning belt. Weight capacity is 300 lbs. Must select Joystick separately.
2. R-Net Controller and Harness required.

MULTIPLE POWER BASE OPTION⁽¹⁾

888WNLEX3-MPM ROVI X3 R-NET⁽²⁾
5.8 mph Quick Speed Motors
HCPCS code K0861 \$7,395

1. Price of the powerbase includes: Active Ride Control suspension, tie-down hardware for 4-point strap system, 8 amp off-board charger, flat free inserts and positioning belt. Weight capacity is 300 lbs. Must select Joystick separately.
2. R-Net Controller and Harness required

R-NET CONTROLLER AND HARNESS ⁽¹⁾⁽²⁾

D51109 R-Net Expandable Controller
HCPCS code E2377 \$615

REH R-Net Harness for Expandable Controller
HCPCS code E2313 \$595

1. Required for R-Net Bases
2. This item is required when ordering power tilt, power recline, and power elevating legrest together OR when ordering an Alternative Drive Control.

HIGHSPEED MOTORS AND ENHANCED DRIVING ⁽¹⁾

HSM62 Optional 6.2 mph High Speed Motors⁽²⁾ \$950
Must order OnTraxx Enhanced Driving Module

OEDM OnTraxx Enhanced Driving Module⁽³⁾
HCPCS code K0108 \$750

1. Not available with VR2 Bases.
2. When selecting an increased speed motor package there is a reduction in torque output by roughly 15%.
3. Recommended for use with Specialty Drive Controls

JOYSTICKS

D50677 VR2 Non-Expandable Joystick
Drive Only⁽¹⁾ N/C

D50680 VR2 Non-Expandable
with 2 Actuator Controls⁽¹⁾ N/C

D51122 R-Net LED Joystick⁽²⁾⁽³⁾ N/C

D51108 R-Net LED Joystick for Lights⁽²⁾⁽⁴⁾ N/C

D51165 R-Net Color Remote Joystick
with Monojacks⁽²⁾⁽³⁾ \$600

D50982 R-Net Color Remote Joystick
with Monojacks for Lights⁽²⁾⁽⁴⁾ \$600

D51711 R-Net Advanced Joystick⁽²⁾⁽⁵⁾ \$995

1. For VR2 Bases only. Fender lights operate through separate Single Push Button.
2. For R-Net Bases only.
3. Must order Through Switch Electronics (SFCB, MFCBS). Fender lights operate through separate Single Push Button.
4. Must order Through Joy Electronics (SFCBA, DFCBD, MFCBD). Fender lights operate through Joystick Buttons.
5. 3.5" high-resolution VGA color display, IR Control as standard, includes integrated Bluetooth Module. If selecting Through Switch Electronics (SFCB, MFCBS), fender lights will operate through separate Single Push Button. If selecting Through Joy Electronics (SFCBA, DFCBD, MFCBD), fender lights will operate through Joystick Buttons.

LIGHTED FENDER

| | | |
|--------------------------------|---|-------------------------------|
| <input type="checkbox"/> BWFL |  | Blizzard White (Metallic) |
| <input type="checkbox"/> OCFL |  | Orange Crush |
| <input type="checkbox"/> MGFL |  | Motion Green |
| <input type="checkbox"/> BCFL |  | Black Carbon (Matte) |
| <input type="checkbox"/> BPFL |  | Black Panther (Gloss) |
| <input type="checkbox"/> CARFL |  | Candy Apple Red (Metallic) |
| <input type="checkbox"/> GGFL |  | Graphite Grey (Metallic) |
| <input type="checkbox"/> IBFL |  | Indigo Blue |
| <input type="checkbox"/> MYFL |  | Mellow Yellow |
| <input type="checkbox"/> NBFL |  | Nordic Blue |
| <input type="checkbox"/> RDPFL |  | Razzle Dazzle Pink (Metallic) |
| <input type="checkbox"/> PRFL |  | Purple Reign |



MATCHING BATTERY DOORS

MBD Matching Battery Doors \$495
(Select fender color first)

CUSTOM DESIGNS

Please see form number TRD0607 - ROVI Custom Designs Price Sheet, for Custom/Dipped Fender colors, battery door and other personalized options.

TIRE OPTIONS

STIRES Standard Solid Tires STD

PTIRES Pneumatic Tires \$199

Dealer Name: _____

Dealer Account Number: _____

PO #: _____

Tag: _____

WHEELCHAIR TRANSPORT BRACKETS

- XBKTS Wheelchair Transport Brackets⁽¹⁾ \$250
- XRO Transport Ready Option⁽²⁾⁽⁴⁾ \$275
- XROE Transport Ready Option for Elevate⁽²⁾⁽³⁾⁽⁴⁾ \$275

1. For unoccupied use only
2. XRO meets ISO-7176 Part 19
3. Required for Elevate Systems to meet ISO-7176 Part 19, includes two additional tie-down loops on rail.
4. Must select a Motion Concepts or Matrix Elan headrest with hardware and Motion Concepts Standard Rehab, High Back or Matrix Upgradeable back. Comes with ... pelvic safety belt standard, please select XROBELT on page 5.

LUCI INTERFACE OPTION

- LUCI LUCI Interface Ready⁽¹⁾⁽²⁾ N/C

1. LUCI system must be ordered through LUCI directly
2. Not available with 17" seat to floor height
3. Only available with center mount leg rests.

OMNI 2 CONTROL MODULE FOR R-NET

- OMNI2 OMNI 2 Control Module⁽¹⁾ \$1,995

Includes:

- D51709 R-Net Omni 2 Display Section Bluetooth
- D51710 R-Net Omni2 Input Section USB

Select Cable Assembly Length:

- SA81774MK1500 1500 mm (4' 11")
- SA81774MK2000 2000 mm (6' 7")
- SA81774MK2500 2500 mm (8' 2")

Select Mount:

- ARMS260-ROVI Adjustable Swing-Away Mount - Omni
HCPCS code E1028 \$295

Select mounting position

- OR Right Mounted
- OL Left Mounted

1. Requires an R-Net Controller and Harness of Page 2

JOYSTICK MOUNT

Arm Mounted

- 800914-067-03 Fixed Joystick Mounting N/C
Select mounting position
 - FR Right Mounted
 - FL Left Mounted
- MRR Maxx Resolve Swing-Away Joystick Mount
(Right Hand) HCPCS code E1028 \$395
- MRL Maxx Resolve Swing-Away Joystick Mount
(Left Hand) HCPCS code E1028 \$395
- SAQR Motion Height Adjustable Swing-Away
Quad Link (Right Hand)⁽¹⁾ HCPCS code E1028 \$235
- SAQL Motion Height Adjustable Swing-Away
Quad Link (Left Hand)⁽¹⁾ HCPCS code E1028 \$235
- 70-JS200 Retract 4 Swing-Away Mount⁽¹⁾ HCPCS code E1028 \$325
Select mounting position
 - R4R Right Mounted
 - R4L Left Mounted

Rear Push Bar Mounted

- RPBMR Right \$140
- RPBML Left \$140
- RPBMC Center \$140

1. Not available with XRO/XROE

JOYSTICK KNOB - OPTIONAL

- SA80941 "T" Handle HCPCS code E2323 \$115
- SA72441 Ball Handle HCPCS code E2323 \$115
- PC101B-20 BodyPoint 3" U-Shaped HCPCS code E2323 \$120
- PC102B-20 BodyPoint 4" U-Shaped HCPCS code E2323 \$120
- PC104B-20 BodyPoint Straight Handle HCPCS code E2323 \$120
- PC107B-20 BodyPoint Domed Rubber HCPCS code E2323 \$120

R-NET ATTENDANT CONTROLLER

- D50882 R-Net Attendant Control HCPCS code E2331 \$950
Select mounting position
 - RPBMRA Right
 - RPBMLA Left
 - RPBMCA Center

ELECTRONIC OPTIONS

- D50883 R-Net Output Module (EMC)⁽¹⁾ \$995
- D51580 R-Net Bluetooth Module IOS Apple⁽¹⁾ \$895
- D51111 R-Net Bluetooth Module Android/PC⁽¹⁾ \$895
- SPH Smart Phone Holder ⁽²⁾ \$50
- MUSB Motion Dual USB Charger N/C

1. Requires an R-Net Controller and R-Net Colour Remote joystick with these options
2. Not available with OMNI2

ELECTRONIC PROGRAMMER - OPTIONS

- D51812 R-Net PC Programmer with Dongle \$750
- D50996 Diagnostic Test Tool (DTT)
w/ VR2 & RNet Cables \$1,400

Dealer Name: _____

Dealer Account Number: _____

PO #: _____

Tag: _____

SEAT-TO-FLOOR HEIGHT⁽¹⁾

- STF18375 18.375" Seat-To-Floor N/C
- STF19375 19.375" Seat-To-Floor N/C
- STF20375 20.375" Seat-To-Floor N/C

1. Seat-to-floor height is measured at the front of the seat pan based on a standard seat size. Seat-to-floor height may vary +/- .25" dependent on condition of the power base.

SYSTEMS MUST SELECT ONE SYSTEMS

- MULMT Ultra Low Mini CG Tilt (50°) Only System⁽¹⁾
HCPCS code E1002 \$6,595
- MULMTRE Ultra Low Mini CG Tilt (50°) & Power Recline
(163°) w/Extended Shear Reduction(ESR)⁽¹⁾
HCPCS code E1007 \$10,795
- MULMRE Ultra Low Mini Power Recline (163°)
w/Extended Shear Reduction(ESR)
HCPCS code E1004 \$5,450
- MULME Ultra Low Mini 12 " Elevating
Lift Seat Only⁽²⁾ HCPCS code E2298 \$4,995

1. Tilt will be reduced to 45° if adding an Elevating Lift Seat Module
2. Seat depths of 11" and 12" are limited to 150 lbs

ADD: POWER ADJUSTABLE SEAT HEIGHT MODULE

- ESM12 12" Power Adjustable Seat Height
Module⁽¹⁾⁽²⁾ HCPCS code E2298 \$2,495

1. Uses an integrated Tilt/Lift mechanism, tilt is 45° and the seat to floor height is not affected by the Elevating Lift Seat.
2. Seat depths of 11" and 12" are limited to 150 lbs

MINI MODULES MUST SELECT SYSTEM TO ADD MODULES

- PRETILT 5° Fixed Pre-Tilt⁽¹⁾ N/C
- ERSSP Programable Electronic Recline Function
Start & Stop⁽²⁾ Specify Start ___degrees & Stop ___degrees \$400
- PRM8 8° Precline Module⁽³⁾ only available with Recline
HCPCS code K0108 N/C
- PRM30 30° Precline Module⁽³⁾ only available with Recline
HCPCS code K0108 \$500

1. This Fixed Pre-tilt option adds approximately 2" to the front seat to floor height. Not a standard configuration with Rehab seat systems
2. Requires Multi-Function M610 through Drive Control (MFCBD). Set range between 90° and 163°. Will be set to factory settings unless specified.
3. Total degrees of recline is 163° ie. if 30° of precline is used, then 133° of recline will be available.

SEAT WIDTH SETTINGS

- MSW11 11" Wide (Adjustable from 11" to 15") N/C
- MSW12 12" Wide (Adjustable from 11" to 15") N/C
- MSW13 13" Wide (Adjustable from 11" to 15") N/C
- MSW14 14" Wide (Adjustable from 11" to 15") N/C
- MSW15 15" Wide (Adjustable from 11" to 15") N/C

SEAT DEPTH SETTINGS

- MSD11 11" Deep⁽¹⁾ (Adjustable from 11" to 15") N/C
- MSD12 12" Deep (Adjustable from 11" to 15") N/C
- MSD13 13" Deep (Adjustable from 11" to 15") N/C
- MSD14 14" Deep (Adjustable from 11" to 15") N/C
- MSD15 15" Deep (Adjustable from 11" to 15") N/C

1. The weight capacity for seat depth of 11" is 150 lbs.

MATRIX SEAT CUSHION OPTIONS



Matrix Seat Cushion Options available on separate form TRD0739 Matrix Products for Ultra Low Maxx Mini Systems US Price List and Order Form

LAP BELTS⁽¹⁾

- BELT35 Push Button Style Lap Belt, Length 35" STD
- BELT48 Push Button Style Lap Belt, Length 48" N/C
- MBPHB Mini BP Padded Hip Belt 2 point⁽²⁾
HCPCS code E0978 \$175
- XROBELT Safety Belt for use only with XRO & XROE N/C

1. Not available with XRO and XROE.
2. Adjustable from 14" to 41" in length, pad is 13" x 1.5" in length

MOTION CONCEPTS HEADREST PAD HCPCS CODE E0955

- MCSH Motion Concepts Standard \$295
- FM Fixed Mounting N/C
- OHR OMIT: Headrest N/C



Matrix Elan Headrests and Hardware available on separate form TRD0739 Matrix Products for Ultra Low Maxx Mini Systems US Price List and Order Form

Dealer Name: _____

Dealer Account Number: _____

PO #: _____

Tag: _____

TILT/ELEVATE BACK CANES⁽¹⁾

- SBC14 14" Straight Back Canes STD
- SBC16 16" Straight Back Canes STD
- SBC18 18" Straight Back Canes STD
- SBC20 20" Straight Back Canes STD

Select Cane Angle 75° 79° 85° 90° 95° 101° 106° 112° 116°
BA75 BA79 BA85 BA90 BA95 BA101 BA106 BA112 BA116

1. Canes will be set at 90° angle and are adjustable from 75° to 116° if no angle is selected.

CANE OPTIONS FOR RECLINE SYSTEMS

- RPHS Push Handles for Recline - Straight⁽¹⁾ (pair)\$350
- RPHA Push Handles for Recline - Angled⁽¹⁾ (pair)\$350

1. 4" of total vertical mounting adjustment.

FINISHED BACK HEIGHT⁽¹⁾⁽²⁾ FOR TILT ONLY/ELEVATE ONLY

- | | | | | | |
|---------------------------------------|---------------------------------------|---------------------------------------|---------------------------------------|---------------------------------------|---------------------------------------|
| <input type="checkbox"/> 14" FBT14 | <input type="checkbox"/> 15" FBT15 | <input type="checkbox"/> 16" FBT16 | <input type="checkbox"/> 17" FBT17 | <input type="checkbox"/> 18" FBT18 | <input type="checkbox"/> 19" FBT19 |
| <input type="checkbox"/> 20" FBT20 | <input type="checkbox"/> 21" FBT21 | <input type="checkbox"/> 22" FBT22 | <input type="checkbox"/> 23" FBT23 | <input type="checkbox"/> 24" FBT24 | <input type="checkbox"/> 25" FBT25 |

- 4" Gap from the seat pan to the bottom of back pan is recommended. 3" minimum required.
- Finished back height is measured from seat pan to top of backrest

FINISHED BACK HEIGHT⁽¹⁾⁽²⁾⁽³⁾ FOR RECLINE OR TILT/RECLINE

- | | | | | | |
|---------------------------------------|---------------------------------------|---------------------------------------|---------------------------------------|---------------------------------------|---------------------------------------|
| <input type="checkbox"/> 14" FBR14 | <input type="checkbox"/> 15" FBR15 | <input type="checkbox"/> 16" FBR16 | <input type="checkbox"/> 17" FBR17 | <input type="checkbox"/> 18" FBR18 | <input type="checkbox"/> 19" FBR19 |
| <input type="checkbox"/> 20" FBR20 | <input type="checkbox"/> 21" FBR21 | <input type="checkbox"/> 22" FBR22 | <input type="checkbox"/> 23" FBR23 | <input type="checkbox"/> 24" FBR24 | <input type="checkbox"/> 25" FBR25 |

- 6" Gap from the seat pan to the bottom of back pan is recommended.
- Finished back height is measured from seat pan to top of backrest.
- Recline push bar will be at 16" height from seat pan.

BACK OPTIONS

- SRB Standard Rehab Back & Cushion.....N/C
- SS Additional Super Soft/HR Foam⁽¹⁾\$450
- MFU Matrix Fabric Upcharge⁽⁵⁾\$450
- OBC OMIT: Back Cushion.....(\$25)
- PIPF Flat Planar/l-Back Interface Plate⁽²⁾⁽³⁾⁽⁶⁾⁽⁷⁾\$125
- PIPR Recessed Planar/l-Back Interface Plate⁽²⁾⁽³⁾⁽⁶⁾⁽⁷⁾\$125
- ORBC OMIT: Rigid Back & Cushion⁽⁴⁾.....(\$75)

- Additional foam added may impact seat depth
- Not available on tilt only or tilt/elevate systems, for use with Recline Module.
- Required with all Recline Systems when no back is selected. May also be used as an interface for after market backs.
- Not available with Recline/ESR or Recline/PSB.
- Lead time up to 2 weeks.
- Not available with XRO and XROE.



Matrix Upgradable Back Options available on separate form TRD0739 Matrix Products for Ultra Low Maxx Mini Systems US Price List and Order Form

CHEST STRAPS - ABDOMINAL SUPPORT HCPCS code E0960

- MCS2P Mini BP Padded Chest Strap 2 Point\$195
- MFUXS BP Monoflex, Underarm RLS XS (2.75" x 12.25") \$195
- MFUS BP Monoflex, Underarm RLS S(3" x 15.5") \$195
- MFCXS BP Monoflex, Center RLS XS(2.75" x 12.25") \$195
- MFCS BP Monoflex, Center RLS S(2.5" x 15.5") \$195



Matrix Chest Straps available on separate form TRD0739 Matrix Products for Ultra Low Maxx Mini Systems US Price List and Order Form

Dealer Name: _____

Dealer Account Number: _____

PO #: _____

Tag: _____

TILT ARMRESTS

- PDM1 Dual Post Adjustable Height 6.5"-9.5" STD
- PDM2 Dual Post Adjustable Height 9.75"-12.75" STD
- PDM3 Dual Post Adjustable Height 12.75"-15.75" STD

- OCTA4 Outback Cantilever
Tilt Armrest 5.5"-9" \$350
- OCTA5 Outback Cantilever
Tilt Armrest 8.5"-12" \$350
- OCTA6 Outback Cantilever
Tilt Armrest 11.5"-15.5" \$350

RECLINING ARMRESTS

- PRM1 Reclining Adjustable Height 7"-8.25" STD
- PRM2 Reclining Adjustable Height 9.5"-13" STD
- PRM3 Reclining Adjustable Height 13"-16" STD

- OCRA4 Outback Cantilever
Recline Armrest 6" - 9.5" \$350
- OCRA5 Outback Cantilever
Recline Armrest 9.5" - 12.5" \$350
- OCRA6 Outback Cantilever
Recline Armrest 12.5" - 15.5" \$350

ARMREST TUBE LENGTH - PLEASE SPECIFY

- ATFL Left Full STD
- ATDL Left Desk STD
- ATFR Right Full STD
- ATDR Right Desk STD

ARMPADS ⁽⁵⁾

- Standard**
- SAPFL Left Full (2.25" x 14") STD
 - SAPDL Left Desk (2.25" x 10") STD
 - SAPML Left Mini (2.25" x 7") STD
 - SAPFR Right Full (2.25" x 14") STD
 - SAPDR Right Desk (2.25" x 10") STD
 - SAPMR Right Mini (2.25" x 7") STD

- Waterfall Arm Pads⁽¹⁾**
- WAPFL Left Full (13") \$50
 - WAPDL Left Desk (9") \$50
 - WAPFR Right Full (13") \$50
 - WAPDR Right Desk (9") \$50

- Modular Arm Pad - Left⁽²⁾**
- MAPTFL Left Tray Full (14") \$55
 - MAPTDL Left Tray Desk (10") \$55

- Select Pad Insert below:
- ISSFL Iskin - Integrated soft skin foam
 - SCVFL Startex Covered Visco foam

- Modular Arm Pad - Right⁽²⁾**
- MAPTRF Right Tray Full (14") \$55
 - MAPTRD Right Tray Desk (10") \$55

- Select Pad Insert below:
- ISSFR Iskin - Integrated soft skin foam
 - SCVFR Startex Covered Visco foam

- Flat Multi Position Arm Pads**
- MPAFL Left Full (14") \$55
 - MPADL Left Desk (10") \$55
 - MPAML Left Mini (7") \$55
 - MPAFR Right Full (14") \$55
 - MPADR Right Desk (10") \$55
 - MPAMR Right Mini (7") \$55

- Gel Pads**
- GAPNL Narrow Left Desk (2" x 12") \$75
 - GAPNR Narrow Right Desk (2" x 12") \$75
 - GAPWL Wide Left Desk (3.5" x 12") \$75
 - GAPWR Wide Right Desk (3.5" x 12") \$75
 - GAPLL Long Left Full (3.5" x 14") \$90
 - GAPLR Long Right Full (3.5" x 14") \$90

- OAP Omit Armpads(7/8" diameter tube) (\$25)

1. Full length pad not compatible with the desk length armrest tube if using Ultra Rail mounted Tilt Arms.
2. Requires interchangeable pad insert.
3. Must order with ergonomic arm trough.
4. Not available on the joystick side, or with Outback Cantilever arms.
5. Not available with XRO/XROE
6. Full length arm pads used on the same side as the Joystick result in a "Back to Joystick" measurement of 20" minimum (24" including switch mounting)

ARM ADDUCTOR PAD⁽¹⁾⁽²⁾

- AADSL Left Small (6" x 2.25") \$100
- AADSR Right Small (6" x 2.25") \$100
- AADLL Left Large (8.5" x 2.25") \$100
- AADLR Right Large (8.5" x 2.25") \$100

1. Only available with Modular or Flat Multi Position Arm Pads.
2. 1" thick pad, unlimited fore/aft adjustment.

Dealer Name: _____

Dealer Account Number: _____

PO #: _____

Tag: _____

ELBOW BLOCKS

Left Elbow Block⁽¹⁾

Select Pad Size and Both Extensions:

- EBXL Size XS (3.25" x 4.25") \$195
- EBSL Size S (3.5" x 5.25") \$195
- EBML Size M (3.75" x 5.75") \$195
- EBLL Size L (4.25" x 6.5") \$195

- LV3 Left Vertical Extension 3"
- LV5 Left Vertical Extension 5"
- LH5 Left Horizontal Extension 5"
- LH7 Left Horizontal Extension 7"

Right Elbow Block⁽¹⁾

Select Pad Size and Both Extensions:

- EBXR Size XS (3.25" x 4.25") \$195
- EBSR Size S (3.5" x 5.25") \$195
- EBMR Size M (3.75" x 5.75") \$195
- EBLR Size L (4.25" x 6.5") \$195

- RV3 Right Vertical Extension 3"
- RV5 Right Vertical Extension 5"
- RH5 Right Horizontal Extension 5"
- RH7 Right Horizontal Extension 7"

1. Prevents arm from slipping.

MAXX LATERAL TRUNK SUPPORTS⁽¹⁾

Lateral Trunk Support Left HCPCS code E0956

- LATXL Size XS (3.25" x 4.25") \$100
- LATSL Size S (3.5" x 5.25") \$100
- LATML Size M (3.75" x 5.75") \$100
- LATLL Size L (4.25" x 6.5") \$100

- Add:
- SALATL MAXX Style Swing Away Hardware - Left⁽²⁾
HCPCS code E1028 \$195
 - ATLL Additional Telescoping Link - Left⁽³⁾ \$75

Lateral Trunk Support Right HCPCS code E0956

- LATXR Size XS (3.25" x 4.25") \$100
- LATSR Size S (3.5" x 5.25") \$100
- LATMR Size M (3.75" x 5.75") \$100
- LATLR Size L (4.25" x 6.5") \$100

- Add:
- SALATR MAXX Style Swing Away Hardware - Right⁽²⁾
HCPCS code E1028 \$195
 - ATLR Additional Telescoping Link - Right⁽³⁾ \$75

1. Comes standard with Fixed Mount Hardware. Not available with Matrx PB, PB Elite Deep, and PB Deep Backs.
2. Comes standard with 1" telescoping link which gives 0-2.75" medial offset.
3. The amount of offset available may be impacted by back thickness.



Matrx Laterals available on separate form
TRD0739 Matrx Products for Ultra Low Maxx Mini Systems
US Price List and Order Form

HIP AND KNEE SUPPORTS

Lateral Hip Support Left HCPCS code E0953

- HSPXLH Size XS (5.5" W x 4" H) \$120
- HSPSMLH Size S/M (7" W x 4" H) \$120
- HSPSLH Size S (7" W x 6" H) \$120
- HSPMLH Size M (9" W x 4" H) \$120
- HSPLLH Size L (13" W x 4" H) \$120

Lateral Hip Support Right⁽¹⁾ HCPCS code E0953

- HSPXRH Size XS (5.5" W x 4" H) \$120
- HSPSMRH Size S/M (7" W x 4" H) \$120
- HSPSRH Size S (7" W x 6" H) \$120
- HSPMRH Size M (9" W x 4" H) \$120
- HSPLRH Size L (13" W x 4" H) \$120

Lateral Knee Support Left⁽¹⁾ HCPCS code E0953

- HSPXLK Size XS (5.5" W x 4" H) \$120
- HSPSMLK Size S/M (7" W x 4" H) \$120
- HSPSLK Size S (7" W x 6" H) \$120
- HSPMLK Size M (9" W x 4" H) \$120
- HSPLLK Size L (13" W x 4" H) \$120

Lateral Knee Support Right⁽¹⁾ HCPCS code E0953

- HSPXRK Size XS (5.5" W x 4" H) \$120
- HSPSMRK Size S/M (7" W x 4" H) \$120
- HSPSRK Size S (7" W x 6" H) \$120
- HSPMRK Size M (9" W x 4" H) \$120
- HSPLRK Size L (13" W x 4" H) \$120

Add Removable Hardware:

MAXX Style Quick Release, Multi-Axis Mounting Hardware for Hip Supports HCPCS code E1028

- MSHSLH Left mounted at Hip \$215
- MSHSLK Left mounted at Knee \$215
- MSHSRH Right mounted at Hip \$215
- MSHSRK Right mounted at Knee \$215

Swing Away Hardware for Hip Supports HCPCS code E1028

- SHSHLH Left mounted at Hip \$215
- SHSHLK Left mounted at Knee \$215
- SHSHRH Right mounted at Hip \$215
- SHSHRK Right mounted at Knee \$215

Extended Maxx Style Quick Release, Multi-Axis Mounting Hardware for Hip Supports⁽²⁾ HCPCS code E1028

- EMQHLH Left mounted at Hip \$215
- EMQHLK Left mounted at Knee \$215
- EMQHRH Right mounted at Hip \$215
- EMQHRK Right mounted at Knee \$215

Lift Off Hardware for Hip Support (Hip Position Only) HCPCS code E1028

- LOHL Left \$195
- LOHR Right \$195

1. Comes standard with Fixed Mount Hardware.
2. Recommended when finished seat cushion thickness will be greater than 3.5" high.

Dealer Name: _____

Dealer Account Number: _____

PO #: _____

Tag: _____

POWER CENTER MOUNT FOOT PLATFORMS

| MUST BE COMPLETED | Measurement in Inches |
|---|-----------------------|
| <input type="checkbox"/> Knee to Heel: | |
| <input type="checkbox"/> Cushion Thickness: (Subtract) | |
| <input type="checkbox"/> Cushion Compression: (Add) | |
| <input type="checkbox"/> Seat Pan to Footplate: (Total) | |

LNx Power Center Mount Foot Platform⁽¹⁾ HCPCS code E1012

- LNxA 6" Articulation \$2,995
 - LASPTF1 6" - 11" Seat pan to footplate
 - Options:
 - ANFFP Narrow Aluminum Foot Platform
10" W x 10.75" D STD
 - ALICP Individual calf pads
5.75" W x 3.75" H STD
 - LASPTF2 10" - 14" Seat pan to footplate
 - Options:
 - LIFPN Rubber coated footplate
11.5" W x 10" D STD
 - LICP Individual calf pads
6" W x 8.5" H STD
 - OPCP One Piece Flat Calf Panel⁽²⁾ \$250
 - LNXPf Plantar Flex Option
for LNx Foot platform⁽³⁾ \$250

- LNxm 3" Articulation \$2,995
 - LMSPTF1 6" - 11" Seat pan to footplate
 - Options:
 - MNFFP Narrow aluminum Foot Platform
10" W x 10.75" D STD
 - MLICP Individual calf pads
5.75" W x 3.75" H STD

Latitude Style Foot Platform

- LSFp Latitude Style Foot Platform⁽²⁾ \$2,995
For Finished Knee to heel measurements of 6.5"-12"
- LSPFP Latitude Style Padded Foot Plate \$250

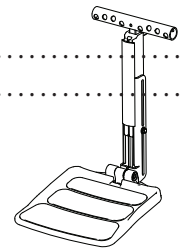
1. 3" ground clearance required.
2. Not available with XRO and XROE, or
3. Only available with Foot Platform Options.

MANUAL ELEVATING LEG REST

- MECML Manual Elevating Center Mount Legrest⁽¹⁾
With Plantar Flex \$595
- Select legrest set up position:
 - 90SU Set at 90° (elevating range 90-40°) STD
- Rubber Coated Footplate:
 - MRCP Rubber Coated Footplate (11.5" W x 10") \$165
- Select seat pan to footplate for Rubber Coated Footplate
 - CSPTF1 11.5" - 15" N/C
 - CSPTF2 14" - 19" N/C
- Individual Footplates:
 - IFSL Small - (5" x 7.5" deep) - Left \$165
 - IFSR Small - (5" x 7.5" deep) - Right \$165
 - IFML Medium - (5.5" x 9.5" deep) - Left \$165
 - IFMR Medium - (5.5" x 9.5" deep) - Right \$165
 - IFLL Large - (6" x 11.5" deep) - Left \$165
 - IFLR Large - (6" x 11.5" deep) - Right \$165
- Select seat pan to footplate for Individual Footplates
 - CSPTF3 9.5" - 14.5" N/C
 - CSPTF4 12" - 19" N/C
- Optional:
 - CICP Individual calf pads \$200

STANDARD FRONT RIGGING

- FCMP Fixed Center Mount Platform⁽¹⁾⁽²⁾ N/C
- FIFP Comes with a rubber coated footplate
11.5" W x 10" N/C
- Select seat pan to footplate:
 - FSPTF12 6" - 13" N/C
 - FSPTF14 13" - 19" N/C
- I70SAF Invacare 70° Swingaway Footrests (pair) N/C
- I70-CF Comes with composite foot plates. N/C



1. 3" ground clearance required.
2. Fixed Center Mount will be set at factory setting

Dealer Name: _____

Dealer Account Number: _____

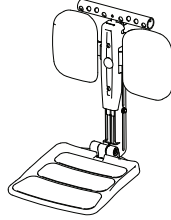
PO #: _____

Tag: _____

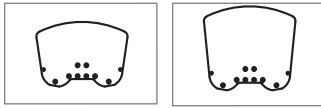
MAXX STYLE FIXED CENTER MOUNT

- MSFCMFP Maxx Style Fixed Center Mount Foot Platform⁽¹⁾⁽²⁾⁽³⁾ \$395
- MICP Comes standard with individual calf pads..... N/C
- Select seat pan to footplate:
 - MSPTF12 5" - 11" N/C
 - MNAFP Comes with Narrow Aluminum Foot Plate 10" W x 10.75" D STD
 - MSPTF13 8" - 13" N/C
 - MSPTF14 13" - 19" N/C
 - MIFP Comes with a Rubber Coated Footplate 10.5" W x 10" STD

1. Depth adjustable, and easy slide adjustment for seat pan to foot plate extension.
2. 3" ground clearance required.
3. Fixed Center Mount will be set at factory setting.



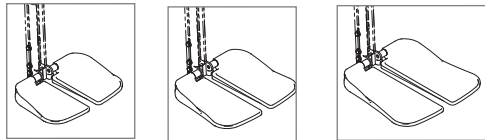
FOOT PLATFORM OPTIONS FOR MAXX CMFP



- NFFP Narrow Platform (10" w x 10.75" d) \$180
- MFFP Medium Platform⁽¹⁾ (12" w x 10.75" d) \$180
- SFFP Small Platform⁽¹⁾ (12" w x 8.5" d) \$180

1. May need to adjust leg position to avoid interference with front castors

INDIVIDUAL FOOT PLATES FOR MOTION CONCEPTS FIXED CENTER MOUNTS AND LNX CMFP



- IFSL Small⁽¹⁾ (5" W x 7.5" D) - Left \$165
- IFSR Small⁽¹⁾ (5" W x 7.5" D) - Right \$165
- IFML Medium⁽¹⁾ (5.5" W x 9.5" D) - Left \$165
- IFMR Medium⁽¹⁾ (5.5" W x 9.5" D) - Right \$165
- IFLL Large⁽¹⁾ (6" W x 11.5" D) - Left \$165
- IFLR Large⁽¹⁾ (6" W x 11.5" D) - Right \$165

1. Foot plates may interfere with casters in certain configurations


SWING AWAY LEGREST

- HD70 Heavy Duty 70° Swing Away Footrest⁽¹⁾ \$495
 - Select Receivers:
 - RS Straight Receivers..... N/C
 - RF Flared 1" Outward Receivers N/C
 - RF2 Flared 2" Outward Receivers \$250
 - Select Seat Pan to Footplate:
 - HSPTF11 Seat pan to footplate 6"-11" N/C
 - HSPTF8 Seat pan to footplate 11"-15" N/C
 - HSPTF2 Seat pan to footplate 13"-17" N/C
 - HDFCP Flat Calf Pad Option..... \$275

- 90SWING Invacare 90° Swingaway Footrests with AT5543 Adjustable Angle Foot plates, Heel Loops and Impact Guards⁽²⁾ (Range 4.5"-7.5") \$450
 - Select Seat Pan to Footplate:
 - ISPTF11 Seat pan to footplate 6"-10" N/C
 - ISPTF8 Seat pan to footplate 11"-15" N/C
 - ISPTF2 Seat pan to footplate 13"-17" N/C

1. Must choose footplate below.
2. For optional Seat pan to footplate extensions on 90SWING you must order with Motion Concepts Foot plates

FOOTPLATES FOR SWING AWAY LEGREST(1)



Angle Adjustable Footplates

- AFSL Left Small Footplate (4.25"W x 8"D) \$165
- AFSR Right Small Footplate (4.25"W x 8"D) \$165
- AFML Left Medium Footplate (5.25"W x 8"D) \$165
- AFMR Right Medium Footplate (5.25"W x 8"D) \$165
- AFLL Left Large Footplate (6.25"W x 8"D) \$165
- AFLR Right Large Footplate (6.25"W x 8"D) \$165

Multi-Axis Adjustable Angle Footplates

- MFSL Left Small Footplate (4.25"W x 8"D) \$225
- MFSR Right Small Footplate (4.25"W x 8"D) \$225
- MFML Left Medium Footplate (5.25"W x 8"D) \$225
- MFMR Right Medium Footplate (5.25"W x 8"D) \$225
- MFLL Left Large Footplate (6.25"W x 8"D) \$225
- MFLR Right Large Footplate (6.25"W x 8"D) \$225

1. Certain footplate sizes may not fit all seat widths depending on legrests selected.

HEEL LOOPS, CUPS AND TOE STRAPS

- HLL Left Heel Loop (each) HCPCS code E0951 \$20
- HLR Right Heel Loop (each) HCPCS code E0951 \$20
- HCL Left Cup Loop (each) HCPCS code E0951 \$20
- HCR Right Cup Loop (each) HCPCS code E0951 \$20
- TSL Left Toe Strap (each) HCPCS code E0952 \$20
- TSR Right Toe Strap (each) HCPCS code E0952 \$20

Dealer Name: _____

Dealer Account Number: _____

PO #: _____

Tag: _____

SINGLE-DUAL FUNCTION ELECTRONICS

- SFCB Single/Dual Function Electronics⁽¹⁾ STD
 - Select Switch:
 - SPBSO Single Push Button
 - STO Single Toggle
 - DPBO Dual Push Button
 - OSO Omit Switch
 - Optional:
 - RDE Reduced Drive for Elevating Seat⁽²⁾ \$400
- SFCBA Single/Dual Function Drive Control⁽¹⁾
 - HCPCS code E2310 \$1,795
 - Optional:
 - RDES Reduced Drive for Elevating Seat⁽²⁾ \$400
- DFCBD Dual Function Through Drive Control⁽¹⁾
 - HCPCS code E2311 \$2,495
 - Optional:
 - RDED Reduced Drive for Elevating Seat⁽²⁾ \$400

1. These electronics include drive lock-out and tilt limit.
 2. If reduced drive is not selected the system will be in drive lock-out when elevated.

MULTI- FUNCTION ELECTRONICS

- MFCBS Multi-Function through Switch⁽¹⁾ N/C
 - Select Switch:
 - QPBO Quad Push Button N/C
 - FWT Four-Way Toggle Switch \$150
 - EWR 8-Way Rocker \$205
 - Optional:
 - RDEM Reduced Drive for Elevating Seat⁽²⁾ \$400
- MFCBD Multi-Function M610 Through Drive Control⁽¹⁾ HCPCS code E2311 \$2,995
 - Includes reduced drive for Elevating Seat

1. These electronics include attendant control, drive lock-out, tilt/recline limit and actuator speed control.
 2. If reduced drive is not selected system will be in drive lock-out when elevated.

ELECTRONIC SWITCH MOUNTING

- ESML Left Side (Armpad)
- ESMR Right Side (Armpad)
- ESMJL Joystick Left (Mounts to Joystick Bracket)
- ESMJR Joystick Right (Mounts to Joystick Bracket)
- ESMD Do not mount

ELECTRONICS OPTIONS

Additional Switches⁽⁴⁾

- SPBSA Single Push Button \$150
- STA Single Toggle Switch⁽³⁾ \$150
- DPBA Dual Push Button⁽³⁾ \$150
- QPBA Quad Push Button⁽¹⁾⁽³⁾ \$150
- FWTA Four-Way Toggle Switch⁽¹⁾⁽³⁾ \$150
- EWRA 8-Way Rocker⁽¹⁾⁽³⁾ \$205
- EWPA 8-Way Push Button⁽¹⁾⁽³⁾ \$255
- 10WA 10-Way Switch⁽¹⁾⁽³⁾ \$255
- ASL320R ASL Pulse Mechanical Switch - Red \$125
- ASL320G ASL Pulse Mechanical Switch - Green \$125
- ASL320BK ASL Pulse Mechanical Switch - Black \$125
- SESG Stealth Egg Switch - Green \$135
- SESB Stealth Egg Switch - Black \$135
- FTSQ Feather Touch - Single Quarter Size \$295
- FTMD Feather Touch - Dual Dime Size⁽¹⁾⁽³⁾ \$295
- FTMQ Feather Touch - Quad Dime Size⁽¹⁾⁽³⁾ \$295

Specify Use for Additional Switch:

- STG Seating
- JM Joystick Mode⁽²⁾⁽³⁾
- JOO Joystick On/Off⁽²⁾⁽³⁾

Specify Mounting for Additional Switch:

- ESMLA Left Side (Armpad)
- ESMRA Right Side (Armpad)
- ESMJLA Joystick Left (Mounts to Joystick Bracket)
- ESMJRA Joystick Right (Mounts to Joystick Bracket)
- ESMDA Do not mount

Miscellaneous

- S46R Single to Dual Switch Adapter \$265
 - Allows for dual use of a single switch
- M616S M616 Converter⁽¹⁾ HCPCS code E2399 \$125
 - Allows up to 4 mono phono switches into Multi-Function box
- LJS Lazarus Jump Starter HCPCS code A9270 \$150
- APPS Accessory Port Power Supply⁽¹⁾ (3 amp capacity) \$195
- TPMSMH12 Piece Switch Mounting Hardware Kit (additional kits) \$39

1. Not available with Single-Dual Function Electronics.
 2. Not available with Joysticks D50677, D50680, D51108, D51122S
 3. Not available for Joystick Mode or Joystick On/Off. Must Select Seating (STG)
 4. If system requires more than (1) Additional Switch, please contact customer service.

